

General instructions for cleaning and care

no. 1 CV, Cushion Vinyl




















**cleaning system without treatment
end of construction**

object _____
address _____
room classification _____

date _____
customer _____
representative _____

work process: select one work stage from each number

cleaning method	* recommendations chemical products	dosage	* recommendations pad / brush / mop / cloth	recommendations machine / tool	comments
1  dry vacuum cleaning			Dust roller nozzle Neverclog filter without ring Filter bag with ring	Twinvac / Duovac / Silento /	
2  dusting damp mopping	S Fit	100%	S Masslinn 2000/Floorwit white Mop/	Balit Varifix/ Balit/	
cleaning without maintenance					
3  wet mopping direct method	Ecofloor V Reshine V Antiwax forte	0.5 - 1% 3 - 5% 2 - 5%	S Microsol mop/ Micro-Mop Top/	Socar / Drewell	
3  scrubber drying direct method	Ecofloor V Reshine V Antiwax forte	0.5 - 1% 3 - 5% 2 - 5%	S  Microsol fibre pad/  Pad red/	Duomatic / Laser Mambo / Samba Sprinter / iMatic	
3  wet scrubbing and wet vacuuming	Reshine Antiwax forte	3 - 5% 2 - 5%	S  Microsol fibre pad/  Pad red/	Monomatic LS / Watertank Duovac /	heavily soiled  
cleaning with maintenance care (first protective treatment with same product as in maintenance cleaning)					
4  wet mopping direct method	Redur	3%	S Flat mop/ Microsol mop/	Socar / Drewell	
4  scrubber drying direct method	Redur	3%	S  Microsol fibre pad/  Pad red/	Duomatic / Laser Mambo / Samba Sprinter / iMatic	

* basic treatment / structure: B: coated / C: waxed / D: oiled / E: sealed / F: untreated / G: maintenance care product / P: polishing / S: structured / V: heavily soiled

General instructions for cleaning and care

no. 1 CV, Cushion Vinyl



maintenance cleaning

object _____

date _____














address _____

customer _____

room classification _____

representative _____

work process: select one work stage from each number

	cleaning method	frequency	recommendations * chemical products	dosage	recommendations * pad / brush / mop / cloth	recommendations machine / tool	comments
1	 dusting damp mopping	<input type="checkbox"/>			S Synthetic fur Masslinn 2000/Floorwit white	Balit Varifix/ Balit/	
2	 chewing gum removal	<input type="checkbox"/>	Karpfrost Karpotek	100%			if needed 
cleaning without maintenance							
3	 wet mopping direct method	<input type="checkbox"/>	Ecofloor Reshine Alcosal	0.5 - 1% 1 - 2% 1 - 2%	S Mop Variwet Mop Microbrush/ V Micro-Mop Top/	Variwet / B. Varifix Wetbox system Socar / Drewell	
3	 scrubber drying direct method	<input type="checkbox"/>	Ecofloor Libero	0.5 - 1% 0.5 - 3%	S  Microsol fibre pad/  Pad red/	Duomatic / Laser Mambo / Samba Sprinter / iMatic	
cleaning with maintenance							
3	 wet mopping direct method	<input type="checkbox"/>	Redur	1%	S Mop Microbrush/ Mop Variwet Flat mop/	Socar / Drewell Wetbox system Variwet / B. Varifix	
3	 scrubber drying direct method	<input type="checkbox"/>	Redur	1%	S  Microsol fibre pad/  Pad red/	Duomatic / Laser Mambo / Samba Sprinter / iMatic	

* basic treatment / structure: B: coated / C: waxed / D: oiled / E: sealed / F: untreated / G: maintenance care product / P: polishing / S: structured / V: heavily soiled

General instructions for cleaning and care

no. 1  CV, Cushion Vinyl



interim cleaning

object _____

date _____













address _____

customer _____

room classification _____

representative _____

work process: select one work stage from each number

	cleaning method	frequency	recommendations * chemical products	dosage	recommendations * pad / brush / mop / cloth	recommendations machine / tool	comments
1	 dusting  damp mopping	<input type="checkbox"/>			S Synthetic fur Masslinn 2000/Floorwit white	Balit Varifix/ Balit/	
2	 chewing gum removal	<input type="checkbox"/>	Karpfrost Karpotek	100%			if needed 
cleaning without maintenance							
3	 wet mopping indirect method	<input type="checkbox"/>	Polex V Antiwax forte G Reshine	2 - 4% 2 - 5% 3 - 5%	S Mop Microbrush/ Flat mop/	Wetbox system Socar / Drewell	 
3	 scrubber drying indirect method	<input type="checkbox"/>	Polex V Antiwax forte G Reshine	2 - 4% 2 - 5% 3 - 5%	S  Microsol fibre pad/  Pad red/	Duomatic / Laser Mambo / Samba Sprinter / iMatic	 

* basic treatment / structure: B: coated / C: waxed / D: oiled / E: sealed / F: untreated / G: maintenance care product / P: polishing / S: structured / V: heavily soiled

important: For initial cleaning after interim cleaning, see "initial cleaning".

General instructions for cleaning and care

no. 1 CV, Cushion Vinyl



basic cleaning

object _____

date _____



















address _____

customer _____

room classification _____

representative _____

work process: select one work stage from each number

	cleaning method	frequency	recommendations * chemical products	dosage	recommendations * pad / brush / mop / cloth	recommendations machine / tool	comments
1	 dusting damp mopping	<input type="checkbox"/>			Synthetic fur Masslinn 2000/Floorwit white	Balit Varifix/ Balit/	
2	 chewing gum removal	<input type="checkbox"/>	Karpotek Karpfrost	100%			if needed 
cleaning without maintenance							
3	 wet scrubbing and wet vacuuming	<input type="checkbox"/>	Rewit 2000 V Antiwax forte B Remat forte	10 - 20% 30 - 50% 10 - 20%	S  Microsol fibre pad/  Pad red/	Monomatic LS / Watertank Duovac /	 
3	 scrubber drying indirect method	<input type="checkbox"/>	Rewit 2000 V Antiwax forte B Remat forte	10 - 20% 30 - 50% 10 - 20%	S  Microsol fibre pad/  Pad red/	Duomatic / Laser Mambo / Samba Sprinter / iMatic	  
4	rinsing 	<input type="checkbox"/>	pure water		S  Microsol fibre pad/  Pad red/	Monomatic LS / Duovac / Duomatic / Laser	

* basic treatment / structure: B: coated / C: waxed / D: oiled / E: sealed / F: untreated / G: maintenance care product / P: polishing / S: structured / V: heavily soiled

important: For initial cleaning after basic cleaning, see "initial cleaning".

General instructions for cleaning and care


no. 1 CV, Cushion Vinyl



Information about the flooring



Wetrok AG cannot accept any liability for damages due to improper use.
For security information, see the safety data sheet at www.wetrok.ch.
Wear protection: gloves, safety goggles, work clothes
Follow the information and remarks on the label, product data sheet and material safety data sheet.
The product data sheet describes the product and gives information about its application, storage. See www.wetrok.ch
The recommended colours of pad and brushes consist to the actual wWetrok product range
Follow the special cleaning and care instructions of the floor manufacturer
The cleaning and care instructions are recommendations and suggestions and apply to floorings in object quality.



CV floor coverings are sensitive to cigarette burns, single-disc machines and deposit marks.

CV floor coverings are sensitive to certain solvents such as ketone and ester.
Because of their minimal heat insulation, only smooth CV floor coverings can be spray cleaned. Low speed!
Fat-soluble colorants such as shoe polish or asphalt can penetrate into CV floor coverings: diffusion



CV floor coverings are plastic composites with a homogeneous, transparent, smooth or structured plastic use-surface, mostly made from polyurethane.
CV floor coverings are given attractive designs, such as parquet, stone or linoleum, under the use-surface through multi-colour prints. Danger of confusion!
The lower or intermediate layers consist of foamed plastic (PVC with softeners).
Depending on the manufacturer, the base layers consist of bonded cloth, synthetic cloth, synthetic foam, felt or cork (previously asbestos).

Distinguishing feature: fire assay with a glowing hot needle in an inconspicuous place: the needle penetrates, acrid smell, crater cannot be removed with fingers.



Remove loose dirt before every cleaning, damp mop smooth floors and vacuum structured floors.
Cleaning agents and surface treatments may alter the appearance and properties of a floor's surface.
Test on an inconspicuous spot to find which product is suitable for your requirements.
Test beforehand on an inconspicuous spot to see if the cleaning agent or surface treatment damages the floor.
Dirt-trapping zones, incl. dirt-trapping mats (Wetrok Gardamat) in the entrance, at least 7m long, greatly reduce the amount of dirt tracked into the building.

If you have any questions, please don't hesitate to contact us.
For training courses, contact the Wetrok Academy, tel. +41 (0)43 255 51 43 or academy@wetrok.ch.

Wetrok AG Steinackerstrasse 62, CH-8302 Kloten, Tel +41 (0)43 255 51 51, info@wetrok.ch, www.wetrok.ch, www.wetrok.com