

General instructions for cleaning and care

no.8 PVC (structured profile)























**cleaning system without treatment
end of construction**

object _____
address _____
room classification _____

date _____
customer _____
representative _____

work process: select one work stage from each number

| cleaning method | * recommendations chemical products | dosage | * recommendations pad / brush / mop / cloth | recommendations machine / tool | comments | | |
|--|---|-------------------------------------|---|---|--|---|---|
| 1  dry vacuum cleaning | | | Dust roller nozzle Neverclog filter without ring Filter bag with ring | Twinvac / Duovac / Silento / | | | |
| 1  vacuum sweeping | | | | Speedmatic Twister Turbo Sweep | large areas: <table border="1" data-bbox="1993 582 2072 654"><tr><td>2</td></tr><tr><td>m</td></tr></table> | 2 | m |
| 2 | | | | | | | |
| m | | | | | | | |
| 2  dusting damp mopping | | | V Masslinn 2000/Floorwit white Multi squeegee/ | Balit Varifix/ Balit/ | | | |
| cleaning without maintenance care product (if coating follows) | | | | | | | |
| 3  wet mopping direct method | Ecofloor V Antiwax forte V Reshine | 0.5 - 1% 2 - 5% 3 - 5% | Micro-Mop Top/ Microsol mop/ | Socar / Drewell |  | | |
| 3  scrubber drying direct method | Ecofloor V Antiwax forte V Reshine | 0.5 - 1% 2 - 5% 3 - 5% |  Microsol fibre pad/  Scrubbing brush washbeton/  Scrubbing brush Supernylon/ | Duomatic / Laser Mambo / Samba Sprinter / iMatic | | | |
| 3  wet scrubbing and wet vacuuming | Antiwax forte Remat | 2 - 5% 1 - 5% |  Microsol fibre pad/  Scrubbing brush washbeton/  Scrubbing brush Supernylon/ | Monomatic LS / Watertank Duovac / | heavily soiled   | | |
| cleaning with maintenance care (first protective treatment with same product as in maintenance cleaning) | | | | | | | |
| 4  wet mopping direct method | Redur | 3% | Flat mop/ Micro-Mop Top/ | Socar / Drewell |  | | |
| 4  scrubber drying direct method | Redur | 3% |  Microsol fibre pad/  Scrubbing brush Supernylon/ | Duomatic / Laser Mambo / Samba Sprinter / iMatic | | | |

* basic treatment / structure: B: coated / C: waxed / D: oiled / E: sealed / F: untreated / G: maintenance care product / P: polishing / S: structured / V: heavily soiled

General instructions for cleaning and care

no.8 PVC (structured profile)



maintenance cleaning

object _____

date _____

















address _____

customer _____

room classification _____

representative _____

work process: select one work stage from each number

| cleaning method | frequency | * recommendations chemical products | dosage | * recommendations pad / brush / mop / cloth | recommendations machine / tool | comments |
|--|--------------------------|---------------------------------------|--------------------------------|---|---|---|
| 1  dusting damp mopping | <input type="checkbox"/> | F Fit | 100% | Synthetic fur Mop/ | Balit Varifix/ Balit/ | |
| 1  dry vacuum cleaning | <input type="checkbox"/> | | | S V Dust roller nozzle Dust roller nozzle | Monovac / Scuba | |
| 1  vacuum sweeping sweeping | <input type="checkbox"/> | | | | Speedmatic Twister Turbo Sweep | large areas: <input type="checkbox"/> 2 m |
| 2  chewing gum removal | <input type="checkbox"/> | Karpfrost Karpotek | 100% | | | if needed <input type="checkbox"/> |
| cleaning without maintenance | | | | | | |
| 3  wet mopping direct method | <input type="checkbox"/> | Ecofloor Reshine Alcosal | 0.5 - 1% 1 - 2% 1 - 2% | Mop Microbrush/ Micro-Mop Top/ Mop Variwet | Wetbox system Socar / Drewell Variwet / B. Varifix |  |
| 3  scrubber drying direct method | <input type="checkbox"/> | Ecofloor Reshine Libero | 0.5 - 1% 1 - 2% 0.5 - 3% |  Microsol fibre pad/  Scrubbing brush washbeton/  Scrubbing brush Supernylon/ | Duomatic / Laser Mambo / Samba Sprinter / iMatic | |
| cleaning with maintenance | | | | | | |
| 3  wet mopping direct method | <input type="checkbox"/> | Redur | 1% | Mop Microbrush/ Micro-Mop Top/ Mop Variwet | Wetbox system Socar / Drewell Variwet / B. Varifix |  |
| 3  scrubber drying direct method | <input type="checkbox"/> | Redur | 1% |  Microsol fibre pad/  Scrubbing brush washbeton/  Scrubbing brush Supernylon/ | Duomatic / Laser Mambo / Samba Sprinter / iMatic | |

* basic treatment / structure: B: coated / C: waxed / D: oiled / E: sealed / F: untreated / G: maintenance care product / P: polishing / S: structured / V: heavily soiled

General instructions for cleaning and care

no.8  PVC (structured profile)



interim cleaning

object _____

date _____


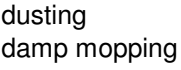












address _____

customer _____

room classification _____

representative _____

work process: select one work stage from each number

| | cleaning method | frequency | * recommendations chemical products | dosage | * recommendations pad / brush / mop / cloth | recommendations machine / tool | comments |
|-------------------------------------|---|--------------------------|---|----------------------------|--|---|---|
| 1 |  dusting  damp mopping | <input type="checkbox"/> | Fit | 100% | Synthetic fur Mop/ | Balit Varifix/ Balit/ | |
| 1 |  dry vacuum cleaning | <input type="checkbox"/> | | | S V Dust roller nozzle Dust roller nozzle | Monovac / Scuba | |
| 1 |  vacuum sweeping sweeping | <input type="checkbox"/> | | | | Speedmatic Twister Turbo Sweep | large areas: <input type="checkbox"/> 2 m |
| 2 |  chewing gum removal | <input type="checkbox"/> | Karpfrost Karpotek | 100% | | | if needed <input type="checkbox"/> |
| cleaning without maintenance | | | | | | | |
| 3 |  wet mopping indirect method | <input type="checkbox"/> | Reshine F Antiwax forte G Rewit 2000 | 3 - 5% 2 - 5% 2 - 5% | V Mop Microbrush/ Micro-Mop Top/ Flat mop/ | Wetbox system Socar / Drewell |   |
| 3 |  scrubber drying indirect method | <input type="checkbox"/> | Reshine F Antiwax forte G Rewit 2000 | 3 - 5% 2 - 5% 2 - 5% |  Microsol fibre pad/  Scrubbing brush washbeton/  Scrubbing brush Supernylon/ | Duomatic / Laser Mambo / Samba Sprinter / iMatic |   |

* basic treatment / structure: B: coated / C: waxed / D: oiled / E: sealed / F: untreated / G: maintenance care product / P: polishing / S: structured / V: heavily soiled

important: For initial cleaning after interim cleaning, see "initial cleaning".

General instructions for cleaning and care

no.8  PVC (structured profile)



basic cleaning

object _____

date _____


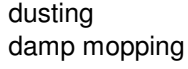























address _____

customer _____

room classification _____

representative _____

work process: select one work stage from each number

| ↓ | cleaning method | frequency | * recommendations chemical products | dosage | * recommendations pad / brush / mop / cloth | recommendations machine / tool | comments |
|-------------------------------------|--|--------------------------|-------------------------------------|-----------------------------|--|---|---|
| 1 |  dusting  damp mopping | <input type="checkbox"/> | Fit | 100% | Synthetic fur Mop/ | Balit Varifix/ Balit/ | |
| 1 |  dry vacuum cleaning | <input type="checkbox"/> | | | S V Dust roller nozzle Dust roller nozzle | Monovac / Scuba | |
| 2 |  chewing gum removal | <input type="checkbox"/> | Karpfrost Karpotek | 100% | | | if needed  |
| cleaning without maintenance | | | | | | | |
| 3 |  wet scrubbing and wet vacuuming | <input type="checkbox"/> | Remat forte G Rewit 2000 | 10 - 20% 10 - 20% |  Microsol fibre pad/  Scrubbing brush Supernylon/ | Monomatic I / Watertank Duovac / |    |
| 3 |  scrubber drying indirect method | <input type="checkbox"/> | Remat forte G Rewit 2000 | 10 - 20% 10 - 20% |  Microsol fibre pad/  Scrubbing brush Supernylon/ | Duomatic / Laser Mambo / Samba Sprinter / iMatic |     |
| 4 | rinsing    | <input type="checkbox"/> | pure water | |  Microsol fibre pad/  Scrubbing brush Supernylon/ | Monomatic I / Duovac / Duomatic / Laser |   |

* basic treatment / structure: B: coated / C: waxed / D: oiled / E: sealed / F: untreated / G: maintenance care product / P: polishing / S: structured / V: heavily soiled

important:

change pad often

Use a coin or a key to do a scratch test, to check if all the protective coating has been removed.

When white abrasion occurs, carry out a full clean to remove all the protective coating

For initial cleaning after basic cleaning, see "initial cleaning".

General instructions for cleaning and care

no.8  PVC (structured profile)



protective treatment

object _____

date _____














address _____

customer _____

room classification _____

representative _____

work process: select one work stage from each number

| cleaning method | * recommendations chemical products | dosage | * recommendations pad / brush / mop / cloth | recommendations machine / tool | comments |
|---|--|-----------------------------|--|---|---|
| 1  dusting  damp mopping | | | Synthetic fur | Balit Varifix/ Balit/ | |
| coating | | | | | |
| 2  coating | Mepol HM Mepol H Mepol HX | 100% 100% 100% | Cover for Florfix Shampooing brush/ | Florfix / Monomatic I / Buket plast 22l | 1 - 3 thin layers   |
| 2  waxing | Polish | 100% | Cover for Florfix Shampooing brush/ | Florfix / Monomatic I / Buket plast 22l | 1 - 3 thin layers   |
| buffing wax treatment (only if necessary) | | | | | |
| 3  dusting  damp mopping | | | Synthetic fur | Balit Varifix/ Balit/ | |
| 4  polishing, vacuum polishing | | | C  Pad yellow/ | Monomatic HS / Suction ring Monon Monomatic DS / | after polishing  |

* basic treatment / structure: B: coated / C: waxed / D: oiled / E: sealed / F: untreated / G: maintenance care product / P: polishing / S: structured / V: heavily soiled

important: if needed
before protective treatment: the floor must be perfectly stripped, thoroughly rinsed and completely dry!
Let dry protection treatment completely between the layers and before use
For initial cleaning with maintenance cleaner after protective treatment, see "initial cleaning".

General instructions for cleaning and care

no.8 PVC (structured profile)



Information about the flooring



Wetrot AG cannot accept any liability for damages due to improper use.
For security information, see the safety data sheet at www.wetrot.ch.
Wear protection: gloves, safety goggles, work clothes
Follow the information and remarks on the label, product data sheet and material safety data sheet.
The product data sheet describes the product and gives information about its application, storage. See www.wetrot.ch
The recommended colours of pad and brushes consist to the actual wWetrot product range
Follow the special cleaning and care instructions of the floor manufacturer
The cleaning and care instructions are recommendations and suggestions and apply to floorings in object quality.



Do not coat structured floor coverings.

PVC floor coverings are sensitive to certain solvents such as ketone, ester and chlorinated hydrocarbon.

PVC floor coverings are sensitive to cigarette burns, glowing cigarettes and deposit marks.

PVC floor coverings are very resistant to strong alkalines and acids.

Fat-soluble colorants such as shoe polish or asphalt can penetrate into PVC floor coverings: diffusion



PVC is a synthetic covering made from polyvinylchloride (PVC), softeners, fillers and colour pigments.

Homogeneous PVC floor coverings consist of one or more layers with the same composition.

Heterogeneous PVC floor coverings consist of several layers with the same basic materials but with a different composition.

Distinguishing feature: fire assay with a glowing hot needle in an inconspicuous place: the needle penetrates, acrid smell, crater cannot be removed with fingers.



Remove loose dirt before every cleaning, damp mop smooth floors and vacuum structured floors.

Cleaning agents and surface treatments may alter the appearance and properties of a floor's surface.

Test on an inconspicuous spot to find which product is suitable for your requirements.

Test beforehand on an inconspicuous spot to see if the cleaning agent or surface treatment damages the floor.

Dirt-trapping zones, incl. dirt-trapping mats (Wetrot Gardamat) in the entrance, at least 7m long, greatly reduce the amount of dirt tracked into the building.

If you have any questions, please don't hesitate to contact us.

For training courses, contact the Wetrot Academy, tel. +41 (0)43 255 51 43 or academy@wetrot.ch.

Wetrot AG Steinackerstrasse 62, CH-8302 Kloten, Tel +41 (0)43 255 51 51, info@wetrot.ch, www.wetrot.ch, www.wetrot.com