

General instructions for cleaning and care

no. 23 Hard xylolite surfacing























**cleaning system with treatment
end of construction**

object _____
address _____
room classification _____

date _____
customer _____
representative _____

work process: select one work stage from each number

cleaning method	frequency	* recommendations chemical products	dosage	* recommendations pad / brush / mop / cloth	recommendations machine / tool	comments	
 dry vacuum cleaning				Dust roller nozzle Neverclog filter without ring Filter bag with ring	Twinvac / Duovac / Silento /		
 vacuum sweeping					Speedmatic Twister Turbo Sweep	large areas: <table border="1" style="display: inline-table; vertical-align: middle;"><tr><td>2 m</td></tr></table>	2 m
2 m							
 dusting damp mopping				Masslinn 2000/Floorwit white	Balit Varifix/ Balit/		
cleaning without maintenance care product (if coating follows)							
 wet mopping direct method		Ecofloor V Reshine V Antiwax forte	0.5 - 1% 3 - 5% 2 - 5%	Micro-Mop Top/ Microsol mop/	Socar / Drewell		
 scrubber drying direct method		Ecofloor V Reshine V Antiwax forte	0.5 - 1% 3 - 5% 2 - 5%	 Microsol fibre pad/  Pad red/  Pad blue/	Duomatic / Laser Mambo / Samba Sprinter / iMatic		
 wet scrubbing and wet vacuuming		Reshine Antiwax forte	3 - 5% 2 - 5%	 Microsol fibre pad/  Pad red/  Pad blue/	Monomatic LS / Watertank Duovac /	heavily soiled  	
cleaning with maintenance care (first protective treatment with same product as in maintenance cleaning)							
 wet mopping direct method		Redur F Brill	3% 3 - 5%	Flat mop/ Micro-Mop Top/	Socar / Drewell	Brill should be used with flat mop only 	
 scrubber drying direct method		Redur F Brill 2care	3% 3 - 5% 3 - 5%	 Microsol fibre pad/  Pad red/	Duomatic / Laser Mambo / Samba Sprinter / iMatic		

* basic treatment / structure: B: coated / C: waxed / D: oiled / E: sealed / F: untreated / G: maintenance care product / P: polishing / S: structured / V: heavily soiled

General instructions for cleaning and care

no. 23 Hard xylolite surfacing



maintenance cleaning

object _____

date _____





















address _____

customer _____

work process: select one work stage from each number

room classification _____

representative _____

	cleaning method	frequency	* recommendations chemical products	dosage	* recommendations pad / brush / mop / cloth	recommendations machine / tool	comments		
1	 dusting damp mopping	<input type="checkbox"/>			Masslinn 2000/Floorwit white Synthetic fur	Balit Varifix/ Balit/			
1	 dry vacuum cleaning	<input type="checkbox"/>			F Dust roller nozzle S Dust roller nozzle	Monovac / Scuba			
1	 vacuum sweeping sweeping	<input type="checkbox"/>				Speedmatic Twister Turbo Sweep	large areas: <table border="1" data-bbox="1993 646 2072 710"><tr><td>2</td></tr><tr><td>m</td></tr></table>	2	m
2									
m									
2	 chewing gum removal	<input type="checkbox"/>	Karpfrost Karpotek	100%			if needed <table border="1" data-bbox="1993 742 2072 805"><tr><td></td></tr></table>		
									
cleaning without maintenance									
3	 wet mopping direct method	<input type="checkbox"/>	V Ecofloor Reshine Biosan	0.5 - 1% 1 - 2% 0.8 - 1.5%	Micro-Mop Top/ Mop Microbrush/ Mop Variwet	Wetbox system Socar / Drewell Variwet / B. Varifix			
3	 spray mopping	<input type="checkbox"/>	Ecofloor Reshine Libero	0.5 - 1% 1 - 2% 0.5 - 3%	Mop Microbrush/ Mop Variwet Quick Mop/	Variwet / B. Varifix			
3	 scrubber drying direct method	<input type="checkbox"/>	Ecofloor Reshine Libero	0.5 - 1% 1 - 2% 0.5 - 3%	 Microsol fibre pad/ B  Pad red/ V  Pad blue/	Duomatic / Laser Mambo / Samba Sprinter / iMatic			
cleaning with maintenance									
3	 wet mopping direct method	<input type="checkbox"/>	F Redur Brill	1% 1 - 2%	Micro-Mop Top/ Mop Microbrush/ Mop Variwet	Wetbox system Socar / Drewell Variwet / B. Varifix	Brill should be used with flat mop only 		
3	 scrubber drying direct method	<input type="checkbox"/>	F Redur Brill 2care	1% 1 - 2% 1 - 2%	 Microsol fibre pad/ B  Pad red/ V  Pad blue/	Duomatic / Laser Mambo / Samba Sprinter / iMatic			

* basic treatment / structure: B: coated / C: waxed / D: oiled / E: sealed / F: untreated / G: maintenance care product / P: polishing / S: structured / V: heavily soiled

General instructions for cleaning and care

no. 23 Hard xylolite surfacing



interim cleaning

object _____

date _____
















address _____

customer _____

room classification _____

representative _____

work process: select one work stage from each number

	cleaning method	frequency	* recommendations chemical products	dosage	* recommendations pad / brush / mop / cloth	recommendations machine / tool	comments
1	 dusting damp mopping	<input type="checkbox"/>			Masslinn 2000/Floorwit white Synthetic fur	Balit Varifix/ Balit/	
1	 dry vacuum cleaning	<input type="checkbox"/>			F S Dust roller nozzle Dust roller nozzle	Monovac / Scuba	
1	 vacuum sweeping sweeping	<input type="checkbox"/>				Speedmatic Twister Turbo Sweep	large areas: <input type="checkbox"/> 2 m
2	 chewing gum removal	<input type="checkbox"/>	Karpfrost Karpotek	100%			if needed <input type="checkbox"/>
cleaning without maintenance							
3	 wet mopping indirect method	<input type="checkbox"/>	Reshine G Antiwax forte	3 - 5% 2 - 5%	Micro-Mop Top/ Mop Microbrush/	Wetbox system Socar / Drewell	 
3	 scrubber drying indirect method	<input type="checkbox"/>	Reshine G Antiwax forte	3 - 5% 2 - 5%	 Microsol fibre pad/ B  Pad red/ V  Pad blue/	Duomatic / Laser Mambo / Samba Sprinter / iMatic	 
4	 wet mopping direct method	<input type="checkbox"/>	Biosan	3%	Micro-Mop Top/ Mop Microbrush/ Mop Variwet	Socar / Drewell Wetcar / Drewell Variwet / B. Varifix	if needed, bad smell could be removed with <input type="checkbox"/> 

* basic treatment / structure: B: coated / C: waxed / D: oiled / E: sealed / F: untreated / G: maintenance care product / P: polishing / S: structured / V: heavily soiled

important: For initial cleaning after interim cleaning, see "initial cleaning".

General instructions for cleaning and care

no. 23 Hard xylolite surfacing



basic cleaning

object _____

date _____


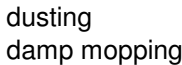




























address _____

customer _____

work process: select one work stage from each number

room classification _____

representative _____

	cleaning method	frequency	* recommendations chemical products	dosage	* recommendations pad / brush / mop / cloth	recommendations machine / tool	comments
1	 dusting  damp mopping	<input type="checkbox"/>			Masslinn 2000/Floorwit white Synthetic fur	Balit Varifix/ Balit/	
1	 dry vacuum cleaning	<input type="checkbox"/>			F Dust roller nozzle S Dust roller nozzle	Monovac / Scuba	
2	 chewing gum removal	<input type="checkbox"/>	Karpfrost Karpotek	100%			if needed 
cleaning without maintenance							
3	 wet scrubbing and wet vacuuming	<input type="checkbox"/>	B Relino G Rewit 2000 Antiwax forte	20 - 50% 10 - 20% 30 - 50%	 Microsol fibre pad/ B  Pad blue/ V  Pad green/	Monomatic I / Watertank Duovac /	  
3	 scrubber drying indirect method	<input type="checkbox"/>	B Relino G Rewit 2000 Antiwax forte	20 - 50% 10 - 20% 30 - 50%	 Microsol fibre pad/ B  Pad blue/ V  Pad green/	Duomatic / Laser Mambo / Samba Sprinter / iMatic	   
4	rinsing   	<input type="checkbox"/>	pure water		 Microsol fibre pad/  Pad blue/	Monomatic I / Duovac / Duomatic / Laser	 
5	 wet mopping direct method	<input type="checkbox"/>	Biosan	3%	Micro-Mop Top/ Mop Microbrush/ Mop Variwet	Socar / Drewell Wetcar / Drewell Variwet / B. Varifix	if needed, bad smell could be removed with  

* basic treatment / structure: B: coated / C: waxed / D: oiled / E: sealed / F: untreated / G: maintenance care product / P: polishing / S: structured / V: heavily soiled

important: change pad often
green and black pad on hard stone only
Use a coin or a key to do a scratch test, to check if all the protective coating has been removed.
When white abrasion occurs, carry out a full clean to remove all the protective coating
For initial cleaning after basic cleaning, see "initial cleaning".

General instructions for cleaning and care

no. 23 Hard xylolite surfacing



protective treatment

object _____

date _____













address _____

customer _____

room classification _____

representative _____

work process: select one work stage from each number

	cleaning method	* recommendations chemical products dosage	* recommendations pad / brush / mop / cloth	recommendations machine / tool	comments
1	 dusting  damp mopping		Masslinn 2000/Floorwit white Synthetic fur	Balit Varifix/ Balit/	
1	 dry vacuum cleaning		F Dust roller nozzle S Dust roller nozzle	Monovac / Scuba	
pore filling (only if necessary)					
2	 pore filling	F Porosol 100%	Cover for Florfix Flat mop/	Florfix/ Drewell/ Multi squeegee/	If necessary, one layer on porous surface  
coating					
3	 coating	Stoner 100% Mepol HM 100% Mepol H 100%	Cover for Florfix Flat mop/	Florfix/ Drewell/ Buket plast 22l	1 - 3 thin layers  
coating					
2	 impregnation	F Imprasol 100%	Cover for Florfix Flat mop/	Florfix/ Drewell/ Buket plast 22l	apply first layer with care  

* basic treatment / structure: B: coated / C: waxed / D: oiled / E: sealed / F: untreated / G: maintenance care product / P: polishing / S: structured / V: heavily soiled

important: before protective treatment: the floor must be perfectly stripped, thoroughly rinsed and completely dry!
Let dry protection treatment completely between the layers and before use
do not coat impregnated floors
Process treatment of protection: see description of method
For initial cleaning with maintenance cleaner after protective treatment, see "initial cleaning".

General instructions for cleaning and care

no. 23 Hard xylolite surfacing



Information about the flooring




Wetrok AG cannot accept any liability for damages due to improper use.
For security information, see the safety data sheet at www.wetrok.ch.
Wear protection: gloves, safety goggles, work clothes
Follow the information and remarks on the label, product data sheet and material safety data sheet.
The product data sheet describes the product and gives information about its application, storage. See www.wetrok.ch
The recommended colours of pad and brushes consist to the actual wWetrok product range
Follow the special cleaning and care instructions of the floor manufacturer
The cleaning and care instructions are recommendations and suggestions and apply to floorings in object quality.



Magnesite is sensitive to acids and lyes. Use a special basic linoleum cleaner!

Magnesite is sensitive to permanent exposure to moisture and must not be wet mopped for the first two weeks after installation.
Magnesite is resistant to fats and oils.



Magnesite (stone wood, wood cement) is manufactured from magnesia, quartz powder, wood flour, fillers and oxides.
Magnesite is an industrial flooring for medium to heavy loads: resistant to wear and highly resistant to pressure.
Magnesite coverings are cast without joints or with expansion joints, or hand finished, or laid in slabs.

Distinguishing feature: acid assay: apply a little sanitary cleaner to the magnesite covering. Immediately foams up: material damage!



Cleaning agents and surface treatments may alter the appearance and properties of a floor's surface.
Cleaning agents and surface treatments may alter the appearance and properties of a floor's surface.
Test on an inconspicuous spot to find which product is suitable for your requirements.
Test beforehand on an inconspicuous spot to see if the cleaning agent or surface treatment damages the floor.
Dirt-trapping zones, incl. dirt-trapping mats (Wetrok Gardamat) in the entrance, at least 7m long, greatly reduce the amount of dirt tracked into the building.

If you have any questions, please don't hesitate to contact us.
For training courses, contact the Wetrok Academy, tel. +41 (0)43 255 51 43 or academy@wetrok.ch.

Wetrok AG Steinackerstrasse 62, CH-8302 Kloten, Tel +41 (0)43 255 51 51, info@wetrok.ch, www.wetrok.ch, www.wetrok.com