

General instructions for cleaning and care

no.31 Natural stone, acid-resistant (structured profile)
























**cleaning system without treatment
end of construction**

object _____
address _____
room classification _____

date _____
customer _____
representative _____

work process: select one work stage from each number

	cleaning method	* recommendations chemical products	dosage	* recommendations pad / brush / mop / cloth	recommendations machine / tool	comments	
1	 dry vacuum cleaning			Dust roller nozzle Neverclog filter without ring Filter bag with ring	Twinvac / Duovac / Silento /		
1	 vacuum sweeping sweeping				Speedmatic Twister Turbo Sweep	large areas: <table border="1" style="display: inline-table; vertical-align: middle;"><tr><td style="text-align: center;">2 m</td></tr></table> sweeping	2 m
2 m							
cleaning without maintenance care product (if coating follows)							
2	 wet mopping direct method	Ecofloor V Reshine V Antiwax forte	0.5 - 1% 3 - 5% 2 - 5%	Micro-Mop Top/ Microsol mop/	Socar / Drewell		
2	 scrubber drying direct method	Ecofloor V Reshine V Antiwax forte	0.5 - 1% 3 - 5% 2 - 5%	 Microsol fibre pad/  Scrubbing brush washbeton/ V  Scrubbing brush PP/	Duomatic / Laser Mambo / Samba Sprinter / iMatic		
2	 wet scrubbing and wet vacuuming	Reshine Antiwax forte	3 - 5% 2 - 5%	 Microsol fibre pad/  Scrubbing brush washbeton/ V  Scrubbing brush PP/	Monomatic I / Watertank Duovac /	heavily soiled  	
3	 stain removal	See cleaning instruction no 41				if needed	
cleaning with maintenance care (first protective treatment with same product as in maintenance cleaning)							
4	 wet mopping direct method	Redur	3%	Micro-Mop Top/ Microsol mop/	Socar / Drewell		
4	 scrubber drying direct method	Redur	3%	 Microsol fibre pad/  Scrubbing brush washbeton/ S  Scrubbing brush PP/	Duomatic / Laser Mambo / Samba Sprinter / iMatic		

* basic treatment / structure: B: coated / C: waxed / D: oiled / E: sealed / F: untreated / G: maintenance care product / P: polishing / S: structured / V: heavily soiled

important: Sensitive or resistant against acid means against amidosulphuric acid

General instructions for cleaning and care

no.31 Natural stone, acid-resistant (structured profile)



maintenance cleaning

object _____

date _____











address _____

customer _____

room classification _____

representative _____

work process: select one work stage from each number

	cleaning method	frequency	recommendations * chemical products	dosage	* recommendations pad / brush / mop / cloth	recommendations machine / tool	comments
1	 dusting damp mopping	<input type="checkbox"/>			B Synthetic fur	Balit Varifix/ Balit/	
1	 dry vacuum cleaning	<input type="checkbox"/>			S Dust roller nozzle	Monovac / Scuba	
1	 vacuum sweeping sweeping	<input type="checkbox"/>				Speedmatic Twister Turbo Sweep	large areas: <input type="checkbox"/> 2 m
2	 chewing gum removal	<input type="checkbox"/>	Karpfrost Karpotek	100%			if needed <input type="checkbox"/>
cleaning without maintenance							
3	 wet mopping direct method	<input type="checkbox"/>	Ecofloor Reshine Alcosal	0.5 - 1% 1 - 2% 1 - 2%	Micro-Mop Top/ Mop Microbrush/ Mop Variwet	Wetbox system Socar / Drewell Variwet / B. Varifix	
3	 scrubber drying direct method	<input type="checkbox"/>	Ecofloor Reshine Libero	0.5 - 1% 1 - 2% 0.5 - 3%	<input checked="" type="radio"/> Microsol fibre pad/ <input type="radio"/> Scrubbing brush washbeton/ S <input type="radio"/> Scrubbing brush PP/	Duomatic / Mambo / Samba Sprinter / iMatic	
cleaning with maintenance							
3	 wet mopping direct method	<input type="checkbox"/>	Redur	1%	Micro-Mop Top/ Mop Microbrush/ Mop Variwet	Wetbox system Socar / Drewell Variwet / B. Varifix	
3	 scrubber drying direct method	<input type="checkbox"/>	Redur	1%	<input checked="" type="radio"/> Microsol fibre pad/ <input type="radio"/> Scrubbing brush washbeton/ S <input type="radio"/> Scrubbing brush PP/	Duomatic / Laser Mambo / Samba Sprinter / iMatic	

* basic treatment / structure: B: coated / C: waxed / D: oiled / E: sealed / F: untreated / G: maintenance care product / P: polishing / S: structured / V: heavily soiled

important: Sensitive or resistant against acid means against amidosulphuric acid

General instructions for cleaning and care

no.31 Natural stone, acid-resistant (structured profile)



interim cleaning

object _____

date _____














address _____

customer _____

room classification _____

representative _____

work process: select one work stage from each number

	cleaning method	frequency	recommendations * chemical products	dosage	recommendations * pad / brush / mop / cloth	recommendations machine / tool	comments
1	 dusting damp mopping	<input type="checkbox"/>			B Synthetic fur	Balit Varifix/ Balit/	
1	 dry vacuum cleaning	<input type="checkbox"/>			S Dust roller nozzle	Monovac / Scuba	
1	 vacuum sweeping sweeping	<input type="checkbox"/>				Speedmatic Twister Turbo Sweep	large areas: <input type="checkbox"/> 2 m
2	 chewing gum removal	<input type="checkbox"/>	Karpfrost Karpotek	100%			if needed <input type="checkbox"/>
cleaning without maintenance							
3	 wet mopping indirect method	<input type="checkbox"/>	Reshine G Antiwax forte	3 - 5% 2 - 5%	Micro-Mop Top/ Mop Microbrush/	Wetbox system Socar / Drewell	 
3	 scrubber drying indirect method	<input type="checkbox"/>	Reshine G Antiwax forte	3 - 5% 2 - 5%	 Microsol fibre pad/  Scrubbing brush washbeton/  Scrubbing brush PP/	Duomatic / Laser Mambo / Samba Sprinter / iMatic	 

* basic treatment / structure: B: coated / C: waxed / D: oiled / E: sealed / F: untreated / G: maintenance care product / P: polishing / S: structured / V: heavily soiled

important: Sensitive or resistant against acid means against amidosulphuric acid
For initial cleaning after interim cleaning, see "initial cleaning".

General instructions for cleaning and care

no.31 Natural stone, acid-resistant (structured profile)



basic cleaning

object _____

date _____

































address _____

customer _____

work process: select one work stage from each number

room classification _____

representative _____

	cleaning method	frequency	* recommendations chemical products	dosage	* recommendations pad / brush / mop / cloth	recommendations machine / tool	comments
1	 dusting  damp mopping	<input type="checkbox"/>			B Synthetic fur	Balit Varifix/ Balit/	
1	 dry vacuum cleaning	<input type="checkbox"/>			S Dust roller nozzle	Monovac / Scuba	
2	 chewing gum removal	<input type="checkbox"/>	Karpfrost Karpotek	100%			if needed 
cleaning without maintenance							
3	 wet scrubbing and wet vacuuming	<input type="checkbox"/>	Antiwax forte G Rewit 2000 B Relino	30 - 50% 10 - 20% 20 - 50%	 Microsol fibre pad/  Scrubbing brush washbeton/ S  Scrubbing brush PP/	Monomatic I / Watertank Duovac /	  
3	 scrubber drying indirect method	<input type="checkbox"/>	Antiwax forte G Rewit 2000 B Relino	30 - 50% 10 - 20% 20 - 50%	 Microsol fibre pad/  Scrubbing brush washbeton/ S  Scrubbing brush PP/	Duomatic / Laser Mambo / Samba Sprinter / iMatic	   
4	rinsing   	<input type="checkbox"/>	pure water		 Microsol fibre pad/  Scrubbing brush washbeton/ S  Scrubbing brush PP/	Monomatic I / Duovac / Monomatic LS /	 
5	 stain removal	<input type="checkbox"/>	See cleaning instruction no 41				if needed
6	 wet mopping direct method	<input type="checkbox"/>	Biosan	3%	Micro-Mop Top/ Mop Microbrush/ Mop Variwet	Wetbox system Socar / Drewell Variwet / B. Varifix	if needed, bad smell could be removed with  

* basic treatment / structure: B: coated / C: waxed / D: oiled / E: sealed / F: untreated / G: maintenance care product / P: polishing / S: structured / V: heavily soiled

important: Sensitive or resistant against acid means against amidosulphuric acid
Use a coin or a key to do a scratch test, to check if all the protective coating has been removed.

General instructions for cleaning and care

no.31 Natural stone, acid-resistant (structured profile)



protective treatment

object _____

date _____











address _____

customer _____

work process: select one work stage from each number

room classification _____

representative _____

	cleaning method	* recommendations chemical products	dosage	* recommendations pad / brush / mop / cloth	recommendations machine / tool	comments
1	 dusting  damp mopping			Masslinn 2000/Floorwit white	Balit Varifix/ Balit/	
coating						
2	 impregnation	F Imprasol	100%	Cover for Florfix Flat mop/	Florfix/ Drewell/ Buket plast 22l	apply first layer with care  
coating						
2	 coating	Stoner	100%	Cover for Florfix Flat mop/	Florfix/ Drewell/ Buket plast 22l	If necessary, one layer on porous surface  
3	 dusting  damp mopping			Masslinn 2000/Floorwit white Synthetic fur	Balit Varifix/ Balit/	if needed

* basic treatment / structure: B: coated / C: waxed / D: oiled / E: sealed / F: untreated / G: maintenance care product / P: polishing / S: structured / V: heavily soiled

important:

if needed

Sensitive or resistant against acid means against amidosulphuric acid

before protective treatment: the floor must be perfectly stripped, thoroughly rinsed and completely dry!

Let dry protection treatment completely between the layers and before use

do not coat impregnated floors

Process treatment of protection: see description of method

For initial cleaning with maintenance cleaner after protective treatment, see "initial cleaning".

General instructions for cleaning and care


no.31 Natural stone, acid-resistant (structured profile)



Information about the flooring




Wetrok AG cannot accept any liability for damages due to improper use.
For security information, see the safety data sheet at www.wetrok.ch.
Wear protection: gloves, safety goggles, work clothes
Follow the information and remarks on the label, product data sheet and material safety data sheet.
The product data sheet describes the product and gives information about its application, storage. See www.wetrok.ch
The recommended colours of pad and brushes consist to the actual wWetrok product range
Follow the special cleaning and care instructions of the floor manufacturer
The cleaning and care instructions are recommendations and suggestions and apply to floorings in object quality.



Hard types of stone, e.g. granite, gneiss, quartzite and porphyry, are largely acid resistant.
Sensitive or resistant against acid means against amidosulphuric acid
Most grouts are acid sensitive. Soak the joints well before using acidic cleaners.

There must be no coating in the open air and in wet rooms. Danger of slipping!
Fats and oils can penetrate into the stone covering. Stain formation!
Soak the joints well or saturate them with an alkali cleaning solution before removing cement residue or limescale .



Natural stone is a 100% natural product consisting of minerals such as quartz, feldspar, calcite, selenite, hornblende or mica.
The colour and the appearance of the stone varies depending on its origin.

Distinguishing feature: natural stone acid-proof acid assay: apply a little basic sanitary cleaner to the stone covering, does not foam up.



Remove loose dirt before every cleaning, damp mop smooth floors and vacuum structured floors.
Cleaning agents and surface treatments may alter the appearance and properties of a floor's surface.
Test on an inconspicuous spot to find which product is suitable for your requirements.
Test beforehand on an inconspicuous spot to see if the cleaning agent or surface treatment damages the floor.
Dirt-trapping zones, incl. dirt-trapping mats (Wetrok Gardamat) in the entrance, at least 7m long, greatly reduce the amount of dirt tracked into the building.

If you have any questions, please don't hesitate to contact us.
For training courses, contact the Wetrok Academy, tel. +41 (0)43 255 51 43 or academy@wetrok.ch.

Wetrok AG Steinackerstrasse 62, CH-8302 Kloten, Tel +41 (0)43 255 51 51, info@wetrok.ch, www.wetrok.ch, www.wetrok.com