

# General instructions for cleaning and care

## no.33 Natural stone, acid-susceptible (sanded)

























**cleaning system without treatment  
end of construction**

object \_\_\_\_\_  
address \_\_\_\_\_  
room classification \_\_\_\_\_

date \_\_\_\_\_  
customer \_\_\_\_\_  
representative \_\_\_\_\_

work process: select one work stage from each number

cleaning method	* recommendations chemical products	dosage	* recommendations pad / brush / mop / cloth	recommendations machine / tool	comments
1  dry vacuum cleaning			<b>Dust roller nozzle</b> <b>Neverclog filter without ring</b> <b>Filter bag with ring</b>	<b>Twinvac /</b> Duovac / Silento /	large areas: sweeping
2  dusting damp mopping			<b>Masslinn 2000/Floorwit white</b> Multi squeegee/	<b>Balit Varifix/</b> Balit/	
<b>cleaning without maintenance care product (if coating follows)</b>					
3  wet mopping direct method	<b>Ecofloor</b> V Reshine V Antiwax forte	<b>0.5 - 1%</b> 3 - 5% 2 - 5%	<b>Micro-Mop Top/</b> Microsol mop/	<b>Socar / Drewell</b>	
3  scrubber drying direct method	<b>Ecofloor</b> V Antiwax forte V Reshine	<b>0.5 - 1%</b> 2 - 5% 3 - 5%	 <b>Microsol fibre pad/</b> V  Pad red/	<b>Duomatic / Laser</b> Mambo / Samba Sprinter / iMatic	
3  wet scrubbing and wet vacuuming	<b>Reshine</b> Antiwax forte	<b>3 - 5%</b> 2 - 5%	 <b>Microsol fibre pad/</b> V  Pad red/	<b>Monomatic I /</b> <b>Watertank</b> <b>Duovac /</b>	heavily soiled  
4  stain removal	See cleaning instruction no 41				if needed
<b>cleaning with maintenance care (first protective treatment with same product as in maintenance cleaning)</b>					
5  wet mopping direct method	<b>Redur</b>	<b>3%</b>	<b>Micro-Mop Top/</b> Microsol mop/	<b>Socar / Drewell</b>	
5  scrubber drying direct method	<b>Redur</b>	<b>3%</b>	 <b>Microsol fibre pad/</b>  Pad red/	<b>Duomatic / Laser</b> Mambo / Samba Sprinter / iMatic	
5  spray cleaning full spray	<b>Polyspray</b> Elfspray	<b>100%</b> 100%	 <b>Pad red/</b> P  Pad yellow/	<b>Monomatic DS /</b> <b>Spray unit</b>	after polishing 

\* basic treatment / structure: B: coated / C: waxed / D: oiled / E: sealed / F: untreated / G: maintenance care product / P: polishing / S: structured / V: heavily soiled

# General instructions for cleaning and care

## no.33 Natural stone, acid-susceptible (sanded)



### maintenance cleaning

object \_\_\_\_\_

date \_\_\_\_\_


























address \_\_\_\_\_

customer \_\_\_\_\_

work process: select one work stage from each number

room classification \_\_\_\_\_

representative \_\_\_\_\_

	cleaning method	frequency	* recommendations chemical products	dosage	* recommendations pad / brush / mop / cloth	recommendations machine / tool	comments
1	 dusting damp mopping	<input type="checkbox"/>			B <b>Masslinn 2000/Floorwit white</b> Synthetic fur	<b>Balit Varifix/</b> Balit/	
2	 chewing gum removal	<input type="checkbox"/>	<b>Karpfrost</b> Karpotek	<b>100%</b>			if needed 
<b>cleaning without maintenance</b>							
3	 wet mopping direct method	<input type="checkbox"/>	<b>Ecofloor</b> Reshine Alcosal	<b>0.5 - 1%</b> 1 - 2% 1 - 2%	<b>Micro-Mop Top/</b> Mop Variwet	<b>Wetbox system</b> Socar / Drowell Variwet / B. Varifix	
3	 scrubber drying direct method	<input type="checkbox"/>	<b>Ecofloor</b> Reshine Libero	<b>0.5 - 1%</b> 1 - 2% 0.5 - 3%	 <b>Microsol fibre pad/</b>  Pad red/	<b>Duomatic /</b> Mambo / Samba Sprinter / iMatic	
3	 polishing, vacuum polishing	<input type="checkbox"/>			B  <b>Pad Blue Ice/</b> B  US pad yellow/	<b>Monomatic HS /</b> <b>Suction ring Monon</b> Monomatic US /	after polishing 
<b>cleaning with maintenance</b>							
3	 wet mopping direct method	<input type="checkbox"/>	<b>Redur</b>	<b>1%</b>	<b>Micro-Mop Top/</b> Mop Variwet	<b>Wetbox system</b> Socar / Drowell Variwet / B. Varifix	
3	 scrubber drying direct method	<input type="checkbox"/>	<b>Redur</b>	<b>1%</b>	 <b>Microsol fibre pad/</b> V  Pad red/	<b>Duomatic / Laser</b> Mambo / Samba Sprinter / iMatic	
3	 spray cleaning partial spray	<input type="checkbox"/>	<b>Polyspray</b> Elfspray	<b>100%</b> 100%	 <b>Pad red/</b> P  Pad yellow/	<b>Monomatic DS /</b> <b>Spray unit</b>	after polishing 
3	 US spray cleaning partial spray	<input type="checkbox"/>	B <b>US Restorer</b>	<b>100%</b>	 <b>US pad pink/</b> P  US pad yellow/	<b>Monomatic US /</b> <b>Spray unit</b>	after polishing 

\* basic treatment / structure: B: coated / C: waxed / D: oiled / E: sealed / F: untreated / G: maintenance care product / P: polishing / S: structured / V: heavily soiled

**important:** Sensitive or resistant against acid means against amidosulphuric acid

# General instructions for cleaning and care

## no.33 Natural stone, acid-susceptible (sanded)



### interim cleaning

object \_\_\_\_\_

date \_\_\_\_\_





















address \_\_\_\_\_

customer \_\_\_\_\_

work process: select one work stage from each number

room classification \_\_\_\_\_

representative \_\_\_\_\_

	cleaning method	frequency	* recommendations chemical products	dosage	* recommendations pad / brush / mop / cloth	recommendations machine / tool	comments
1	 dusting damp mopping	<input type="checkbox"/>			B <b>Masslinn 2000/Floorwit white</b> Synthetic fur	<b>Balit Varifix/</b> Balit/	
1	 dry vacuum cleaning	<input type="checkbox"/>			V <b>Dust roller nozzle</b>	<b>Monovac /</b> Scuba	
2	 chewing gum removal	<input type="checkbox"/>	<b>Karpfrost</b> Karpotek	<b>100%</b>			if needed 
<b>cleaning without maintenance</b>							
3	 wet mopping indirect method	<input type="checkbox"/>	G <b>Reshine</b> Rewit 2000	<b>3 - 5%</b> 2 - 5%	<b>Micro-Mop Top/</b> Mop Microbrush/	<b>Wetbox system</b> Socar / Drowell	 
3	 scrubber drying indirect method	<input type="checkbox"/>	G <b>Reshine</b> Rewit 2000	<b>3 - 5%</b> 2 - 5%	 <b>Microsol fibre pad/</b>  Pad red/	<b>Duomatic / Laser</b> Mambo / Samba Sprinter / iMatic	 
<b>cleaning with maintenance</b>							
3	 spray cleaning full spray	<input type="checkbox"/>	<b>Polyspray</b> Elfspray	<b>100%</b> 100%	 <b>Pad red/</b>  Pad yellow/	<b>Monomatic DS /</b> <b>Spray unit</b>	after polishing 
3	 spray cleaning full spray	<input type="checkbox"/>	B <b>US Restorer</b>	<b>100%</b>	 <b>US pad pink/</b>  US pad yellow/	<b>Monomatic US /</b> <b>Spray unit</b>	after polishing 

\* basic treatment / structure: B: coated / C: waxed / D: oiled / E: sealed / F: untreated / G: maintenance care product / P: polishing / S: structured / V: heavily soiled

**important:** Sensitive or resistant against acid means against amidosulphuric acid  
When spray cleaning, you should change your pad often  
For initial cleaning after interim cleaning, see "initial cleaning".

# General instructions for cleaning and care

## no.33 Natural stone, acid-susceptible (sanded)



### basic cleaning

object \_\_\_\_\_

date \_\_\_\_\_


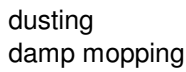





























address \_\_\_\_\_

customer \_\_\_\_\_

work process: select one work stage from each number

room classification \_\_\_\_\_

representative \_\_\_\_\_

	cleaning method	frequency	* recommendations chemical products	dosage	* recommendations pad / brush / mop / cloth	recommendations machine / tool	comments
1	 dusting  damp mopping	<input type="checkbox"/>			B <b>Masslinn 2000/Floorwit white</b> Synthetic fur	<b>Balit Varifix/</b> Balit/	
1	 dry vacuum cleaning	<input type="checkbox"/>			<b>Dust roller nozzle</b>	<b>Monovac /</b> Scuba	
2	 chewing gum removal	<input type="checkbox"/>	<b>Karpfrost</b> Karpotek	<b>100%</b>			if needed 
<b>cleaning without maintenance</b>							
3	 wet scrubbing and wet vacuuming	<input type="checkbox"/>	<b>Antiwax forte</b> G Rewit 2000 B Relino	<b>30 - 50%</b> 10 - 20% 20 - 50%	 <b>Microsol fibre pad/</b>  Pad red/  Pad blue/	<b>Monomatic I /</b> <b>Watertank</b> <b>Duovac /</b>	  
3	 scrubber drying indirect method	<input type="checkbox"/>	<b>Antiwax forte</b> G Rewit 2000 B Relino	<b>30 - 50%</b> 10 - 20% 20 - 50%	 <b>Microsol fibre pad/</b>  Pad red/  Pad blue/	<b>Duomatic / Laser</b> Mambo / Samba Sprinter / iMatic	   
4	rinsing   	<input type="checkbox"/>	<b>pure water</b>		 <b>Microsol fibre pad/</b>  Pad red/	<b>Monomatic I /</b> <b>Duovac /</b> Duomatic / Laser	 
5	 stain removal	<input type="checkbox"/>	See cleaning instruction no 41				if needed
6	 wet mopping direct method	<input type="checkbox"/>	<b>Biosan</b>	<b>3%</b>	<b>Micro-Mop Top/</b> Mop Variwet	<b>Wetbox system</b> Socar / Drewell Variwet / B. Varifix	if needed, bad smell could be removed with  

\* basic treatment / structure: B: coated / C: waxed / D: oiled / E: sealed / F: untreated / G: maintenance care product / P: polishing / S: structured / V: heavily soiled

**important:** Sensitive or resistant against acid means against amidosulphuric acid  
Use a coin or a key to do a scratch test, to check if all the protective coating has been removed.

# General instructions for cleaning and care

## no.33 Natural stone, acid-susceptible (sanded)



### protective treatment

object \_\_\_\_\_

date \_\_\_\_\_















address \_\_\_\_\_

customer \_\_\_\_\_

work process: select one work stage from each number

room classification \_\_\_\_\_

representative \_\_\_\_\_

	cleaning method	frequency	* recommendations chemical products	dosage	* recommendations pad / brush / mop / cloth	recommendations machine / tool	comments
1	 dusting  damp mopping				<b>Masslinn 2000/Floorwit white</b>	<b>Balit Varifix/ Balit/</b>	
<b>pore filling (only if necessary)</b>							
2	 pore filling		F <b>Porosol</b>	<b>100%</b>	<b>Cover for Florfix</b> Flat mop/	<b>Florfix/ Drewell/ Buket plast 22l</b>	If necessary, one layer on porous surface  
<b>coating</b>							
3	 coating		<b>Stoner</b>	<b>100%</b>	<b>Cover for Florfix</b> Flat mop/	<b>Florfix/ Drewell/ Buket plast 22l</b>	1 - 3 thin layers  
3	 waxing		<b>Polish</b>	<b>100%</b>	<b>Cover for Florfix</b> Flat mop/	<b>Florfix/ Drewell/ Buket plast 22l</b>	1 - 3 thin layers  
<b>coating</b>							
3	 impregnation		F <b>Imprasol</b>	<b>100%</b>	<b>Cover for Florfix</b> Flat mop/	<b>Florfix/ Drewell/ Buket plast 22l</b>	apply first layer with care  

\* basic treatment / structure: B: coated / C: waxed / D: oiled / E: sealed / F: untreated / G: maintenance care product / P: polishing / S: structured / V: heavily soiled

### important:

if needed

Sensitive or resistant against acid means against amidosulphuric acid

before protective treatment: the floor must be perfectly stripped, thoroughly rinsed and completely dry!

Let dry protection treatment completely between the layers and before use

do not coat impregnated floors

Process treatment of protection: see description of method

For initial cleaning with maintenance cleaner after protective treatment, see "initial cleaning".

## General instructions for cleaning and care


### no.33 Natural stone, acid-susceptible (sanded)



#### Information about the flooring



Wetrok AG cannot accept any liability for damages due to improper use.  
For security information, see the safety data sheet at [www.wetrok.ch](http://www.wetrok.ch).  
Wear protection: gloves, safety goggles, work clothes  
Follow the information and remarks on the label, product data sheet and material safety data sheet.  
The product data sheet describes the product and gives information about its application, storage. See [www.wetrok.ch](http://www.wetrok.ch)  
The recommended colours of pad and brushes consist to the actual wWetrok product range  
Follow the special cleaning and care instructions of the floor manufacturer  
The cleaning and care instructions are recommendations and suggestions and apply to floorings in object quality.



**Soft stone, e.g. marble, limestone (Jura-limestone, concha-limestone), Solnhofen stone, travertine, slate or sandstone is sensitive to acid.**

**Sensitive or resistant against acid means against amidosulphuric acid**

**Soft stone is sensitive to scratches, only use suitable pads and brushes.**

**Most grouts are acid sensitive. Soak the joints well before using acidic cleaners.**

**Soak the joints well or saturate them with an alkali cleaning solution before removing cement residue or limescale .**


There must be no coating in the open air and in wet rooms. Danger of slipping!

Fats and oils can penetrate into the stone covering. Stain formation!

Spray cleaning only for small joints and flat surfaces; no fillet joints.

Natural stone is a 100% natural product consisting of minerals such as quartz, feldspar, calcite, selenite, hornblende or mica.

The colour and the appearance of the stone varies depending on its origin.



Distinguishing feature: natural stone acid-proof acid assay: basic sanitary cleaner foams up: material damage!



Remove loose dirt before every cleaning, damp mop smooth floors and vacuum structured floors.

Cleaning agents and surface treatments may alter the appearance and properties of a floor's surface.

Test on an inconspicuous spot to find which product is suitable for your requirements.

Test beforehand on an inconspicuous spot to see if the cleaning agent or surface treatment damages the floor.

Dirt-trapping zones, incl. dirt-trapping mats (Wetrok Gardamat) in the entrance, at least 7m long, greatly reduce the amount of dirt tracked into the building.

If you have any questions, please don't hesitate to contact us.

For training courses, contact the Wetrok Academy, tel. +41 (0)43 255 51 43 or [academy@wetrok.ch](mailto:academy@wetrok.ch).

**Wetrok AG** Steinackerstrasse 62, CH-8302 Kloten, Tel +41 (0)43 255 51 51, [info@wetrok.ch](mailto:info@wetrok.ch), [www.wetrok.ch](http://www.wetrok.ch), [www.wetrok.com](http://www.wetrok.com)