

# General instructions for cleaning and care























## no.35 Synthetic resin treated industrial flooring (structured profile)

**cleaning system without treatment  
end of construction**

object \_\_\_\_\_  
address \_\_\_\_\_  
room classification \_\_\_\_\_

date \_\_\_\_\_  
customer \_\_\_\_\_  
representative \_\_\_\_\_

work process: select one work stage from each number

cleaning method	* recommendations chemical products	dosage	* recommendations pad / brush / mop / cloth	recommendations machine / tool	comments		
1  dry vacuum cleaning			<b>Dust roller nozzle</b> <b>Neverclog filter without ring</b> <b>Filter bag with ring</b>	<b>Twinvac /</b> Duovac / Silento /			
1  vacuum sweeping sweeping			<b>Carpet set - Twister</b>	<b>Speedmatic Twister</b> Turbo Sweep	large areas: <table border="1" data-bbox="1993 582 2072 646"><tr><td>2</td></tr><tr><td>m</td></tr></table>	2	m
2							
m							
<b>cleaning without maintenance</b>							
2  wet mopping direct method	<b>Ecofloor</b> V Reshine V Antiwax forte	<b>0.5 - 1%</b> 3 - 5% 2 - 5%	<b>Micro-Mop Top/</b> Flat mop/	<b>Socar / Drewell</b>			
2  scrubber drying direct method	<b>Ecofloor</b> V Reshine V Antiwax forte	<b>0.5 - 1%</b> 3 - 5% 2 - 5%	 <b>Microsol fibre pad/</b>  Scrubbing brush washbeton/  Scrubbing brush PP/	<b>Duomatic / Laser</b> Mambo / Samba Sprinter / iMatic			
2  wet scrubbing and wet vacuuming	<b>Reshine</b> Antiwax forte V Rewit 2000	<b>3 - 5%</b> 2 - 5% 2 - 5%	 <b>Microsol fibre pad/</b>  Scrubbing brush washbeton/  Scrubbing brush PP/	<b>Monomatic I /</b> <b>Watertank</b> <b>Duovac /</b>	heavily soiled  		
<b>cleaning with maintenance care (first protective treatment with same product as in maintenance cleaning)</b>							
3  wet mopping direct method	<b>Redur</b>	<b>3%</b>	<b>Flat mop/</b> Micro-Mop Top/	<b>Socar / Drewell</b>			
3  scrubber drying direct method	<b>Redur</b>	<b>3%</b>	 <b>Microsol fibre pad/</b>  Scrubbing brush washbeton/  Scrubbing brush PP/	<b>Duomatic / Laser</b> Mambo / Samba Sprinter / iMatic			

\* basic treatment / structure: B: coated / C: waxed / D: oiled / E: sealed / F: untreated / G: maintenance care product / P: polishing / S: structured / V: heavily soiled

# General instructions for cleaning and care

## no.35 Synthetic resin treated industrial flooring (structured profile)



### maintenance cleaning

object \_\_\_\_\_

date \_\_\_\_\_



















address \_\_\_\_\_

customer \_\_\_\_\_

work process: select one work stage from each number

room classification \_\_\_\_\_

representative \_\_\_\_\_

	cleaning method	frequency	* recommendations chemical products	dosage	* recommendations pad / brush / mop / cloth	recommendations machine / tool	comments		
1	 dry vacuum cleaning	<input type="checkbox"/>			V <b>Dust roller nozzle</b>	<b>Monovac / Scuba</b>			
1	 vacuum sweeping	<input type="checkbox"/>				<b>Kerwit / Turbo Sweep</b>	large areas: <table border="1" data-bbox="1993 545 2072 619"><tr><td>2</td><td>m</td></tr></table>	2	m
2	m								
2	 chewing gum removal	<input type="checkbox"/>	<b>Karpfrost</b> Karpotek	<b>100%</b>			if needed <table border="1" data-bbox="1993 641 2072 715"><tr><td></td></tr></table>		
									
<b>cleaning without maintenance</b>									
3	 wet mopping direct method	<input type="checkbox"/>	<b>Ecofloor</b> Reshine Alcosal	<b>0.5 - 1%</b> 1 - 2% 1 - 2%	<b>Micro-Mop Top/</b> Mop Microbrush/ Mop Variwet	<b>Wetbox system</b> Socar / Dwell Variwet / B. Varifix			
3	 scrubber drying direct method	<input type="checkbox"/>	<b>Ecofloor</b> Reshine Libero	<b>0.5 - 1%</b> 1 - 2% 0.5 - 3%	 <b>Microsol fibre pad/</b>  Scrubbing brush washbeton/  Scrubbing brush PP/	<b>Duomatic / Laser</b> Mambo / Samba Sprinter / iMatic			
<b>cleaning with maintenance</b>									
3	 wet mopping direct method	<input type="checkbox"/>	<b>Redur</b>	<b>1%</b>	<b>Flat mop/</b> Micro-Mop Top/ Mop Microbrush/	<b>Wetbox system</b> Socar / Dwell Variwet / B. Varifix			
3	 scrubber drying direct method	<input type="checkbox"/>	<b>Redur</b>	<b>1%</b>	 <b>Microsol fibre pad/</b>  Scrubbing brush washbeton/  Scrubbing brush PP/	<b>Duomatic / Laser</b> Mambo / Samba Sprinter / iMatic			

\* basic treatment / structure: B: coated / C: waxed / D: oiled / E: sealed / F: untreated / G: maintenance care product / P: polishing / S: structured / V: heavily soiled

# General instructions for cleaning and care

## no.35 Synthetic resin treated industrial flooring (structured profile)



### interim cleaning

object \_\_\_\_\_

date \_\_\_\_\_
















address \_\_\_\_\_

customer \_\_\_\_\_

work process: select one work stage from each number

room classification \_\_\_\_\_

representative \_\_\_\_\_

	cleaning method	frequency	* recommendations chemical products	dosage	* recommendations pad / brush / mop / cloth	recommendations machine / tool	comments		
1	 dry vacuum cleaning	<input type="checkbox"/>			V <b>Dust roller nozzle</b>	<b>Monovac / Scuba</b>			
1	 vacuum sweeping	<input type="checkbox"/>				<b>Speedmatic Twister Turbo Sweep</b>	large areas: <table border="1" data-bbox="1993 545 2072 620"><tr><td>2</td></tr><tr><td>m</td></tr></table>	2	m
2									
m									
2	 chewing gum removal	<input type="checkbox"/>	<b>Karpfrost</b> Karpotek	<b>100%</b>			if needed <table border="1" data-bbox="1993 647 2072 722"><tr><td></td></tr></table>		
									
<b>cleaning without maintenance</b>									
3	 wet mopping indirect method	<input type="checkbox"/>	<b>Reshine</b> Polex G Antiwax forte	<b>3 - 5%</b> 2 - 4% 2 - 5%	<b>Micro-Mop Top/</b> Mop Microbrush/ Flat mop/	<b>Wetbox system</b> Socar / Drewell	 		
3	 scrubber drying indirect method	<input type="checkbox"/>	<b>Reshine</b> Polex G Antiwax forte	<b>3 - 5%</b> 2 - 4% 2 - 5%	 <b>Microsol fibre pad/</b>  Scrubbing brush washbeton/  Scrubbing brush PP/	<b>Duomatic / Laser</b> Mambo / Samba Sprinter / iMatic	 		

\* basic treatment / structure: B: coated / C: waxed / D: oiled / E: sealed / F: untreated / G: maintenance care product / P: polishing / S: structured / V: heavily soiled

**important:** For initial cleaning after interim cleaning, see "initial cleaning".

# General instructions for cleaning and care

## no.35 Synthetic resin treated industrial flooring (structured profile)



### basic cleaning

object \_\_\_\_\_

date \_\_\_\_\_






























address \_\_\_\_\_

customer \_\_\_\_\_

work process: select one work stage from each number

room classification \_\_\_\_\_

representative \_\_\_\_\_

	cleaning method	frequency	* recommendations chemical products	dosage	* recommendations pad / brush / mop / cloth	recommendations machine / tool	comments
1	 dry vacuum cleaning	<input type="checkbox"/>			<b>Dust roller nozzle</b>	<b>Monovac / Scuba</b>	
2	 chewing gum removal	<input type="checkbox"/>	<b>Karpfrost</b> Karpotek	<b>100%</b>			if needed 
2	 damp vacuuming	<input type="checkbox"/>	<b>pure water</b>		<b>Microsol fibre pad for edges</b>	<b>Calorvac</b>	 
<b>cleaning without maintenance</b>							
3	 wet scrubbing and wet vacuuming	<input type="checkbox"/>	<b>Antiwax forte</b> Antiwax	<b>30 - 50%</b> 10 - 30%	 <b>Microsol fibre pad/</b>  Scrubbing brush washbeton/  Scrubbing brush PP/	<b>Monomatic I / Watertank</b> <b>Duovac /</b>	  
3	 scrubber drying indirect method	<input type="checkbox"/>	<b>Antiwax forte</b> Antiwax	<b>30 - 50%</b> 10 - 30%	 <b>Microsol fibre pad/</b>  Scrubbing brush washbeton/  Scrubbing brush PP/	<b>Duomatic / Laser</b> Mambo / Samba Sprinter / iMatic	   
4	rinsing   	<input type="checkbox"/>	<b>pure water</b>		 <b>Microsol fibre pad/</b>  Scrubbing brush washbeton/  Scrubbing brush PP/	<b>Monomatic I / Duovac / Duomatic / Laser</b>	 

\* basic treatment / structure: B: coated / C: waxed / D: oiled / E: sealed / F: untreated / G: maintenance care product / P: polishing / S: structured / V: heavily soiled

**important:** For initial cleaning after basic cleaning, see "initial cleaning".

## General instructions for cleaning and care

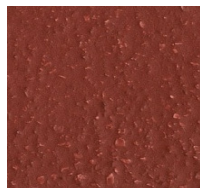
### no.35 Synthetic resin treated industrial flooring (structured profile)



#### Information about the flooring



Wetrok AG cannot accept any liability for damages due to improper use.  
For security information, see the safety data sheet at [www.wetrok.ch](http://www.wetrok.ch).  
Wear protection: gloves, safety goggles, work clothes  
Follow the information and remarks on the label, product data sheet and material safety data sheet.  
The product data sheet describes the product and gives information about its application, storage. See [www.wetrok.ch](http://www.wetrok.ch)  
The recommended colours of pad and brushes consist to the actual wWetrok product range  
Follow the special cleaning and care instructions of the floor manufacturer  
The cleaning and care instructions are recommendations and suggestions and apply to floorings in object quality.



**Do not coat structured floor coverings.**  
**Synthetic resin coverings are sensitive to organic solvents such as acetone.**  
**Do not use solvent-based wax. Danger of slipping!**  
Do not use maintenance and protection products in wet areas. Danger of slipping!



Synthetic resin coverings consist of epoxy, polyurethane, polyester or acrylic resins, fillers and oxides.  
Fillers, such as ground quartz, silica sand and corundum, increase the filling power of the coating compound and provide greater abrasion resistance.  
Industrial coverings treated with synthetic resins are non-porous, pressure-resistant, mechanically loaded floor coverings with a mat or a gloss surface.  
Industrial coverings treated with synthetic resins are cast or ground without joints or with expansion joints.



Remove loose dirt before every cleaning, damp mop smooth floors and vacuum structured floors.  
Cleaning agents and surface treatments may alter the appearance and properties of a floor's surface.  
Test on an inconspicuous spot to find which product is suitable for your requirements.  
Test beforehand on an inconspicuous spot to see if the cleaning agent or surface treatment damages the floor.  
Dirt-trapping zones, incl. dirt-trapping mats (Wetrok Gardamat) in the entrance, at least 7m long, greatly reduce the amount of dirt tracked into the building.

If you have any questions, please don't hesitate to contact us.  
For training courses, contact the Wetrok Academy, tel. +41 (0)43 255 51 43 or [academy@wetrok.ch](mailto:academy@wetrok.ch).

**Wetrok AG** Steinackerstrasse 62, CH-8302 Kloten, Tel +41 (0)43 255 51 51, [info@wetrok.ch](mailto:info@wetrok.ch), [www.wetrok.ch](http://www.wetrok.ch), [www.wetrok.com](http://www.wetrok.com)