

General instructions for cleaning and care

no.36 Synthetic resin treated industrial flooring (conductive/antistatic)

























**cleaning system without treatment
end of construction**

object _____
address _____
room classification _____

date _____
customer _____
representative _____

work process: select one work stage from each number

cleaning method	* recommendations chemical products	dosage	* recommendations pad / brush / mop / cloth	recommendations machine / tool	comments
1  dry vacuum cleaning			Dust roller nozzle Neverclog filter without ring Filter bag with ring	Twinvac / Duovac / Silento /	large areas: sweeping
2  dusting damp mopping			Masslinn / Floorwit Multi squeegee/	Balit Varifix/ Balit/	
cleaning without maintenance care product (if coating follows)					
3  wet mopping direct method	Ecofloor V Antiwax forte	0.5 - 1% 2 - 5%	Micro-Mop Top/ Microsol mop/	Socar / Drewell	
3  scrubber drying direct method	Ecofloor V Antiwax forte	0.5 - 1% 2 - 5%	 Pad red/  Pad blue/  Microsol fibre pad/	Duomatic / Laser Mambo / Samba Sprinter / iMatic	
3  wet scrubbing and wet vacuuming	Antiwax forte Rewit 2000	2 - 5% 2 - 5%	 Pad red/ V  Pad blue/	Monomatic I / Watertank Duovac /	heavily soiled  
cleaning with maintenance care (first protective treatment with same product as in maintenance cleaning)					
4  wet mopping direct method	Redur	3%	Flat mop/ Micro-Mop Top/	Socar / Drewell	
4  scrubber drying direct method	Redur	3%	 Pad red/  Microsol fibre pad/	Duomatic / Laser Mambo / Samba Sprinter / iMatic	
4  spray cleaning full spray	Polyspray	100%	 Pad red/ P  Pad yellow/	Monomatic DS / Spray unit	after polishing 

* basic treatment / structure: B: coated / C: waxed / D: oiled / E: sealed / F: untreated / G: maintenance care product / P: polishing / S: structured / V: heavily soiled

important: When spray cleaning, you should change your pad often

General instructions for cleaning and care

no.36 Synthetic resin treated industrial flooring (conductive/antistatic)



maintenance cleaning

object _____

date _____























address _____

customer _____

work process: select one work stage from each number

room classification _____

representative _____

	cleaning method	frequency	* recommendations chemical products	dosage	* recommendations pad / brush / mop / cloth	recommendations machine / tool	comments		
1	 dusting damp mopping	<input type="checkbox"/>			Masslinn / Floorwit Synthetic fur	Balit Varifix/ Balit/			
1	 dry vacuum cleaning	<input type="checkbox"/>			V Dust roller nozzle	Monovac / Scuba			
1	 vacuum sweeping sweeping	<input type="checkbox"/>				Kerwit / Turbo Sweep	large areas: <table border="1" data-bbox="1993 646 2072 721"><tr><td>2</td></tr><tr><td>m</td></tr></table>	2	m
2									
m									
2	 chewing gum removal	<input type="checkbox"/>	Karpfrost Karpotek	100%			if needed 		
cleaning without maintenance									
3	 wet mopping direct method	<input type="checkbox"/>	Ecofloor	0.5 - 1% 1 - 2%	Micro-Mop Top/ Mop Microbrush/ Mop Variwet	Wetbox system Socar / Drowell Variwet / B. Varifix			
3	 scrubber drying direct method	<input type="checkbox"/>	Ecofloor Libero	0.5 - 1% 0.5 - 3%	V  Pad red/  Pad blue/  Microsol fibre pad/	Duomatic / Laser Mambo / Samba Sprinter / iMatic			
cleaning with maintenance									
3	 wet mopping direct method	<input type="checkbox"/>	Redur	1%	Micro-Mop Top/ Mop Microbrush/ Mop Variwet	Wetbox system Socar / Drowell Variwet / B. Varifix			
3	 scrubber drying direct method	<input type="checkbox"/>	Redur	1%	V  Pad red/  Pad blue/  Microsol fibre pad/	Duomatic / Laser Mambo / Samba Sprinter / iMatic			
3	 spray cleaning partial spray	<input type="checkbox"/>	Polyspray	100%	P  Pad red/ P  Pad yellow/ P  Pad Blue Ice/	Monomatic DS / Spray unit	after polishing 		

* basic treatment / structure: B: coated / C: waxed / D: oiled / E: sealed / F: untreated / G: maintenance care product / P: polishing / S: structured / V: heavily soiled

important: When spray cleaning, you should change your pad often

General instructions for cleaning and care

no.36 Synthetic resin treated industrial flooring (conductive/antistatic)



interim cleaning

object _____

date _____


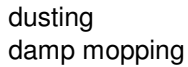





























address _____

customer _____

work process: select one work stage from each number

room classification _____

representative _____

	cleaning method	frequency	* recommendations chemical products	dosage	* recommendations pad / brush / mop / cloth	recommendations machine / tool	comments		
1	 dusting  damp mopping	<input type="checkbox"/>			Masslinn / Floorwit Synthetic fur	Balit Varifix/ Balit/			
1	 dry vacuum cleaning	<input type="checkbox"/>			V Dust roller nozzle	Monovac / Scuba			
1	 vacuum sweeping	<input type="checkbox"/>				Kerwit / Turbo Sweep	large areas: <table border="1" data-bbox="1995 649 2074 716"><tr><td>2</td></tr><tr><td>m</td></tr></table>	2	m
2									
m									
2	 chewing gum removal	<input type="checkbox"/>	Karpfrost Karpotek	100%			if needed <table border="1" data-bbox="1995 750 2074 817"><tr><td></td></tr></table>		
									
cleaning without maintenance									
3	 wet mopping indirect method	<input type="checkbox"/>	Polex Antiwax forte	2 - 4% 2 - 5%	Micro-Mop Top/ Mop Microbrush/ Flat mop/	Wetbox system Socar / Drewell	 		
3	 scrubber drying indirect method	<input type="checkbox"/>	Polex Antiwax forte	2 - 4% 2 - 5%	V  Pad red/  Pad blue/  Microsol fibre pad/	Duomatic / Laser Mambo / Samba Sprinter / iMatic	 		
4	rinsing   	<input type="checkbox"/>	Klares Wasser		 Pad red/  Microsol fibre pad/	Duomatic / Laser Mambo / Samba Sprinter / iMatic	 		
cleaning with maintenance									
3	 spray cleaning full spray	<input type="checkbox"/>	Polyspray	100%	 Pad red/ P  Pad yellow/ P  Pad Blue Ice/	Monomatic DS / Spray unit	after polishing <table border="1" data-bbox="1995 1219 2074 1286"><tr><td></td></tr></table>		
									

* basic treatment / structure: B: coated / C: waxed / D: oiled / E: sealed / F: untreated / G: maintenance care product / P: polishing / S: structured / V: heavily soiled

important: When spray cleaning, you should change your pad often
For initial cleaning after interim cleaning, see "initial cleaning".

General instructions for cleaning and care

no.36 Synthetic resin treated industrial flooring (conductive/antistatic)



basic cleaning

object _____

date _____


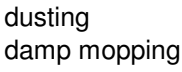































address _____

customer _____

work process: select one work stage from each number

room classification _____

representative _____

	cleaning method	frequency	* recommendations chemical products	dosage	* recommendations pad / brush / mop / cloth	recommendations machine / tool	comments
1	 dusting  damp mopping	<input type="checkbox"/>			Masslinn / Floorwit Synthetic fur	Balit Varifix/	
1	 dry vacuum cleaning	<input type="checkbox"/>			V Dust roller nozzle	Monovac / Scuba	
2	 chewing gum removal	<input type="checkbox"/>	Karpfrost Karpotek	100%			if needed 
3	 damp vacuuming	<input type="checkbox"/>	pure water		Microsol fibre pad for edges	Calorvac	 
cleaning without maintenance							
4	 wet scrubbing and wet vacuuming	<input type="checkbox"/>	Rewit 2000 Antiwax forte B Relino	10 - 20% 30 - 50% 20 - 50%	 Pad blue/  Pad green/	Monomatic I / Watertank Duovac /	  
4	 scrubber drying indirect method	<input type="checkbox"/>	Rewit 2000 Antiwax forte B Relino	10 - 20% 30 - 50% 20 - 50%	 Pad blue/  Pad green/  Microsol fibre pad/	Duomatic / Laser Mambo / Samba Sprinter / iMatic	   
4	 spray cleaning full spray	<input type="checkbox"/>	Antiwax forte	30 - 50%	 Pad blue/  Pad green/	Monomatic I / Spray unit	change pad often 
5	rinsing   	<input type="checkbox"/>	pure water		 Pad blue/  Microsol fibre pad/	Monomatic Duovac / Duomatic / Laser	 

* basic treatment / structure: B: coated / C: waxed / D: oiled / E: sealed / F: untreated / G: maintenance care product / P: polishing / S: structured / V: heavily soiled

important: For initial cleaning after basic cleaning, see "initial cleaning".

General instructions for cleaning and care

no.36 Synthetic resin treated industrial flooring (conductive/antistatic)



Information about the flooring

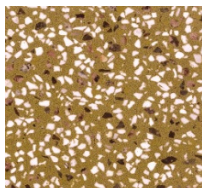


Wetrok AG cannot accept any liability for damages due to improper use.
For security information, see the safety data sheet at www.wetrok.ch.
Wear protection: gloves, safety goggles, work clothes
Follow the information and remarks on the label, product data sheet and material safety data sheet.
The product data sheet describes the product and gives information about its application, storage. See www.wetrok.ch
The recommended colours of pad and brushes consist to the actual wWetrok product range
Follow the special cleaning and care instructions of the floor manufacturer
The cleaning and care instructions are recommendations and suggestions and apply to floorings in object quality.



Synthetic resin coverings are sensitive to organic solvents such as acetone.

Do not use solvent-based wax. Danger of slipping!
There must be no coating in the open air and in wet rooms. Danger of slipping!



Synthetic resin coverings consist of epoxy, polyurethane, polyester or acrylic resins, fillers and oxides.
Industrial coverings treated with synthetic resins are non-porous, pressure-resistant, mechanically loaded floor coverings with a mat or a gloss surface.
Industrial coverings treated with synthetic resins are cast or ground without joints or with expansion joints.



Remove loose dirt before every cleaning, damp mop smooth floors and vacuum structured floors.
Cleaning agents and surface treatments may alter the appearance and properties of a floor's surface.
Test on an inconspicuous spot to find which product is suitable for your requirements.
Test beforehand on an inconspicuous spot to see if the cleaning agent or surface treatment damages the floor.
Dirt-trapping zones, incl. dirt-trapping mats (Wetrok Gardamat) in the entrance, at least 7m long, greatly reduce the amount of dirt tracked into the building.

If you have any questions, please don't hesitate to contact us.
For training courses, contact the Wetrok Academy, tel. +41 (0)43 255 51 43 or academy@wetrok.ch.

Wetrok AG Steinackerstrasse 62, CH-8302 Kloten, Tel +41 (0)43 255 51 51, info@wetrok.ch, www.wetrok.ch, www.wetrok.com