

General instructions for cleaning and care

no. 41 Removal of cement smears and limescale (description of method)





































acid sensitive, scratch sensitive stone floors

object _____
 address _____
 room classification _____

date _____
 customer _____
 representative _____

work process: select one work stage from each number

| | cleaning method | frequency | recommendations * chemical products | dosage | * recommendations pad / brush / mop / cloth | recommendations machine / tool | comments |
|-------------------------------------|---|--------------------------|--|------------------|--|--|--|
| 1 |  dry vacuum cleaning | <input type="checkbox"/> | | | V Dust roller nozzle | Twinvac / Monovac / | |
| 2 |  dusting damp mopping | <input type="checkbox"/> | | | Masslinn 2000/Floorwit white Multi squeegee/ | Balit Varifix/ Balit/ | |
| cleaning without maintenance | | | | | | | |
| 3 |  wet scrubbing and wet vacuuming | <input type="checkbox"/> | Polex Rewit 2000 | 2 - 4% 2 - 5% |  Microsol fibre pad/  Pad red/ S  Scrubbing brush washbeton/ | Monomatic I / Watertank Duovac / |   |
| 4 |  wet scrubbing and wet vacuuming | <input type="checkbox"/> | Calexan | 100% |  Microsol fibre pad/  Pad red/ S  Scrubbing brush washbeton/ | Monomatic I / Duovac / | attention: modification of surface    |
| 5 | rinsing   | <input type="checkbox"/> | pure water | |  Microsol fibre pad/  Pad red/ S  Scrubbing brush washbeton/ | Monomatic I / Watertank Duovac / | large areas: scrubber-dryer   |
| 6 |  wet scrubbing and wet vacuuming | <input type="checkbox"/> | Polex Rewit 2000 | 2 - 4% 2 - 5% |  Microsol fibre pad/  Pad red/ S  Scrubbing brush washbeton/ | Monomatic I / Watertank Duovac / |  |
| 7 | rinsing   | <input type="checkbox"/> | pure water | |  Microsol fibre pad/  Pad red/ S  Scrubbing brush washbeton/ | Monomatic I / Duovac / Duomatic / Laser | large areas: scrubber-dryer   |

* basic treatment / structure: B: coated / C: waxed / D: oiled / E: sealed / F: untreated / G: maintenance care product / P: polishing / S: structured / V: heavily soiled

important: Wet scrubbing 1 minute at most with sanitary basic cleaner, wet vacuuming instantly and rinse well. Repeat several times if needed.

General instructions for cleaning and care

no. 41 Removal of cement smears and limescale (description of method)



































acid resistant and scratch sensitive stone floors

object _____
 address _____
 room classification _____

date _____
 customer _____
 representative _____

work process: select one work stage from each number

| cleaning method | frequency | recommendations * chemical products | dosage | * recommendations pad / brush / mop / cloth | recommendations machine / tool | comments |
|---|--------------------------|--|---------------|--|--|---|
| 1  dry vacuum cleaning | <input type="checkbox"/> | | | S Dust roller nozzle Neverclog filter without ring Filter bag with ring | Twinvac / Monovac / | |
| 2  dusting damp mopping | <input type="checkbox"/> | | | Masslinn 2000/Floorwit white Multi squeegee/ | Balit Varifix/ Balit/ | |
| cleaning without maintenance | | | | | | |
| 3  wet mopping direct method | <input type="checkbox"/> | pure water | | Mop/ | | watering gouging  |
| 4  wet scrubbing and wet vacuuming | <input type="checkbox"/> | Calexan | 100% |  Microsol fibre pad/  Pad red/ S  Scrubbing brush washbeton/ | Monomatic I / Duovac / |    |
| 5 rinsing    | <input type="checkbox"/> | pure water | |  Microsol fibre pad/  Pad red/ S  Scrubbing brush washbeton/ | Monomatic I / Watertank Duovac / | large areas: scrubber-dryer   |
| 6  wet scrubbing and wet vacuuming | <input type="checkbox"/> | Polex | 2 - 4% |  Microsol fibre pad/  Pad red/ S  Scrubbing brush washbeton/ | Monomatic I / Watertank Duovac / |  |
| 7 rinsing    | <input type="checkbox"/> | pure water | |  Microsol fibre pad/  Pad red/ S  Scrubbing brush washbeton/ | Monomatic I / Duovac / Duomatic / Laser | large areas: scrubber-dryer   |

* basic treatment / structure: B: coated / C: waxed / D: oiled / E: sealed / F: untreated / G: maintenance care product / P: polishing / S: structured / V: heavily soiled

important: Wet scrubbing 1 minute at most with sanitary basic cleaner, wet vacuuming instantly and rinse well. Repeat several times if needed.
 Sensitive or resistant against acid means against amidosulphuric acid

General instructions for cleaning and care



































no. 41 Removal of cement smears and limescale (description of method)

acid and scratch resistant stone floors

object _____
 address _____
 room classification _____

date _____
 customer _____
 representative _____

work process: select one work stage from each number

| | cleaning method | frequency | recommendations * chemical products | dosage | * recommendations pad / brush / mop / cloth | recommendations machine / tool | comments |
|-------------------------------------|---|--------------------------|--|---------------|---|--|---|
| 1 |  dry vacuum cleaning | <input type="checkbox"/> | | | S Dust roller nozzle | Twinvac / Monovac / | |
| 2 |  dusting damp mopping | <input type="checkbox"/> | | | Masslinn 2000/Floorwit white Multi squeegee/ | Balit Varifix/ Balit/ | |
| cleaning without maintenance | | | | | | | |
| 3 |  wet mopping direct method | <input type="checkbox"/> | pure water | | Mop/ | | watering gouging  |
| 4 |  wet scrubbing and wet vacuuming | <input type="checkbox"/> | Calexan | 100% |  Microsol fibre pad/ V  Pad green/ S  Scrubbing brush Supernylon/ | Monomatic I / Duovac / |    |
| 5 | rinsing    | <input type="checkbox"/> | pure water | |  Microsol fibre pad/ V  Pad green/ S  Scrubbing brush Supernylon/ | Monomatic I / Watertank Duovac / | large areas: scrubber-dryer   |
| 6 |  wet scrubbing and wet vacuuming | <input type="checkbox"/> | Polex | 2 - 4% |  Microsol fibre pad/ V  Pad green/ S  Scrubbing brush Supernylon/ | Monomatic I / Watertank Duovac / |  |
| 7 | rinsing    | <input type="checkbox"/> | pure water | |  Microsol fibre pad/ V  Pad green/ S  Scrubbing brush Supernylon/ | Monomatic I / Duovac / Duomatic / Laser | large areas: scrubber-dryer   |

* basic treatment / structure: B: coated / C: waxed / D: oiled / E: sealed / F: untreated / G: maintenance care product / P: polishing / S: structured / V: heavily soiled

important: Wet scrub for max 5 minutes with a sanitary basic cleaner then immediately wet vacuum and rinse well. Repeat several times if required
 Sensitive or resistant against acid means against amidosulphuric acid

General instructions for cleaning and care




no. 41 Removal of cement smears and limescale (description of method)

Information about the flooring




Wetrok AG cannot accept any liability for damages due to improper use.
For security information, see the safety data sheet at www.wetrok.ch.
Wear protection: gloves, safety goggles, work clothes
Follow the information and remarks on the label, product data sheet and material safety data sheet.
The product data sheet describes the product and gives information about its application, storage. See www.wetrok.ch
The recommended colours of pad and brushes consist to the actual wWetrok product range
Follow the special cleaning and care instructions of the floor manufacturer
The cleaning and care instructions are recommendations and suggestions and apply to floorings in object quality.



Most grouts are acid sensitive. Soak the joints well before using acidic cleaners.
Strong acids can destroy limestone, slate and cement-bonded artificial stone.
Strong alkalines can attack polished stone coverings and destroy the shine.
Abrasive pads and brushes can destroy polishes, limestone, slate and cement-bonded artificial stone.
Plastic-bonded synthetic stone is sensitive to solvents.

Synthetic stone is a blend of coloured stone chippings in cement or bound with a resin.



Natural stone is a 100% natural product consisting of minerals such as quartz, feldspar, calcite, selenite, hornblende or mica.

Hard types of stone, e.g. granite, gneiss, quartzite and porphyry, are largely acid resistant.

Soft stone, e.g. marble, limestone (Jura-limestone, concha-limestone), Solnhofer stone, travertine, slate or sandstone is sensitive to acid.

Sensitive or resistant against acid means against amidosulphuric acid

The colour and the appearance of the stone varies depending on its origin.

Cast stone is laid as finished slabs and terrazzo is poured and ground across the entire surface.

Distinguishing feature: cement-bound synthetic stone acid assay: apply a little basic sanitary cleaner to the magnesite covering. Foams up: material damage!



Remove loose dirt before every cleaning, damp mop smooth floors and vacuum structured floors.

Cleaning agents and surface treatments may alter the appearance and properties of a floor's surface.

Test on an inconspicuous spot to find which product is suitable for your requirements.

Test beforehand on an inconspicuous spot to see if the cleaning agent or surface treatment damages the floor.

Dirt-trapping zones, incl. dirt-trapping mats (Wetrok Gardamat) in the entrance, at least 7m long, greatly reduce the amount of dirt tracked into the building.

If you have any questions, please don't hesitate to contact us.

For training courses, contact the Wetrok Academy, tel. +41 (0)43 255 51 43 or academy@wetrok.ch.