

General instructions for cleaning and care

no.54  Cork linoleum (sealed)
















**cleaning system without treatment
end of construction**

object _____
address _____
room classification _____

date _____
customer _____
representative _____

work process: select one work stage from each number

cleaning method	* recommendations chemical products	dosage	* recommendations pad / brush / mop / cloth	recommendations machine / tool	comments
1  dry vacuum cleaning			Dust roller nozzle Neverclog filter without ring Filter bag with ring	Twinvac / Duovac / Monovac /	large areas: sweeping
2  dusting damp mopping			Masslinn 2000/Floorwit white Multi squeegee/	Balit Varifix/ Balit/	
cleaning without maintenance care product (if coating follows)					
3  wet mopping direct method	Ecofloor V Reshine	0.5 - 1% 3 - 5%	Micro-Mop Top/ Microsol mop/	Socar / Drewell	
3  scrubber drying direct method	Ecofloor V Reshine	0.5 - 1% 3 - 5%	● Pad red/ V ● Pad blue/	Duomatic / Laser Mambo / Samba Sprinter / iMatic	
3  wet scrubbing and wet vacuuming	Reshine Antiwax forte	3 - 5% 2 - 5%	● Pad red/ V ● Pad blue/	Monomatic I / Watertank Duovac /	heavily soiled  
cleaning with maintenance care (first protective treatment with same product as in maintenance cleaning)					
4  wet mopping direct method	Redur	3%	Micro-Mop Top/ Microsol mop/	Socar / Drewell	
4  scrubber drying direct method	Redur	3%	● Pad red/	Duomatic / Mambo / Samba Sprinter / iMatic	
4  spray cleaning full spray	Waxspray Polish	100% 33%	● Pad red/ P ● Pad yellow/	Monomatic DS / Spray unit	after polishing 

* basic treatment / structure: B: coated / C: waxed / D: oiled / E: sealed / F: untreated / G: maintenance care product / P: polishing / S: structured / V: heavily soiled

comments e.g. spot removal and basic cleaning with protective treatment
When spray cleaning, you should change your pad often

General instructions for cleaning and care

no.54  Cork linoleum (sealed)



maintenance cleaning

object _____

date _____


























address _____

customer _____

room classification _____

representative _____

work process: select one work stage from each number

↓	cleaning method	frequency	recommendations * chemical products	dosage	* recommendations pad / brush / mop / cloth	recommendations machine / tool	comments
1	 dusting damp mopping	<input type="checkbox"/>			Masslinn / Floorwit Synthetic fur	Balit Varifix/ Balit/	
1	 dry vacuum cleaning	<input type="checkbox"/>			V S Dust roller nozzle Dust roller nozzle	Monovac / Scuba	large areas: sweeping
2	 chewing gum removal	<input type="checkbox"/>	Karpfrost Karpotek	100%			if needed 
cleaning without maintenance							
3	 wet mopping direct method	<input type="checkbox"/>	Ecofloor Reshine Alcosal	0.5 - 1% 1 - 2% 1 - 2%	Micro-Mop Top/ Micro-Mop Top/ Mop Variwet	Wetbox system Socar / Dwell Variwet / B. Varifix	
3	 scrubber drying direct method	<input type="checkbox"/>	Ecofloor Reshine Libero	0.5 - 1% 1 - 2% 0.5 - 3%	C  Pad red/ F  Pad blue/ F  Microsol fibre pad/	Duomatic / Mambo / Samba Sprinter / iMatic	
3	 polishing, vacuum polishing	<input type="checkbox"/>			C  US pad yellow/ F  Pad Blue Ice/ F  Microsol fibre pad/	Monomatic US / Suction ring Monon Monomatic HS /	after polishing 
cleaning with maintenance							
3	 wet mopping direct method	<input type="checkbox"/>	Redur	1%	Micro-Mop Top/ Mop Microbrush/ Mop Variwet	Wetbox system Socar / Dwell Variwet / B. Varifix	
3	 scrubber drying direct method	<input type="checkbox"/>	Redur	1%	C  Pad red/ F  Pad blue/ F  Microsol fibre pad/	Duomatic / Laser Mambo / Samba Sprinter / iMatic	
3	 spray cleaning partial spray	<input type="checkbox"/>	F Waxspray Polish	100% 33%	 Pad red/ P  Pad yellow/	Monomatic DS / Spray unit	after polishing 

* basic treatment / structure: B: coated / C: waxed / D: oiled / E: sealed / F: untreated / G: maintenance care product / P: polishing / S: structured / V: heavily soiled

General instructions for cleaning and care

no.54  Cork linoleum (sealed)



interim cleaning

object _____

date _____






















address _____

customer _____

work process: select one work stage from each number

room classification _____

representative _____

	cleaning method	frequency	* recommendations chemical products	dosage	* recommendations pad / brush / mop / cloth	recommendations machine / tool	comments
1	 dusting damp mopping	<input type="checkbox"/>			Masslinn / Floorwit Synthetic fur	Balit Varifix/ Balit/	
1	 dry vacuum cleaning	<input type="checkbox"/>			V Dust roller nozzle	Monovac / Scuba	
1	 vacuum sweeping sweeping	<input type="checkbox"/>				Speedmatic Twister Turbo Sweep	large areas: 
2	 chewing gum removal	<input type="checkbox"/>	Karpfrost Karpotek	100%			if needed 
cleaning without maintenance							
3	 wet mopping indirect method	<input type="checkbox"/>	Reshine	3 - 5%	Micro-Mop Top/ Mop Microbrush/ Flat mop/	Wetbox system Socar / Drewell	
3	 scrubber drying indirect method	<input type="checkbox"/>	Reshine Polex	3 - 5% 2 - 4%	C  Pad red/ F  Pad blue/ F  Microsol fibre pad/	Duomatic / Laser Mambo / Samba Sprinter / iMatic	
cleaning with maintenance							
3	 spray cleaning full spray	<input type="checkbox"/>	F Waxspray Polish	100% 33%	 Pad red/ P  Pad yellow/	Monomatic DS / Spray unit	after polishing 
3	 US spray cleaning full spray	<input type="checkbox"/>	B US Restorer	100%	 US pad pink/ P  US pad yellow/	Monomatic US / Spray unit	after polishing 

* basic treatment / structure: B: coated / C: waxed / D: oiled / E: sealed / F: untreated / G: maintenance care product / P: polishing / S: structured / V: heavily soiled

important: When spray cleaning, you should change your pad often
For initial cleaning after interim cleaning, see "initial cleaning".

General instructions for cleaning and care

no.54 Cork linoleum (sealed)



basic cleaning

object _____

date _____


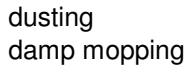




























address _____

customer _____

work process: select one work stage from each number

room classification _____

representative _____

	cleaning method	frequency	* recommendations chemical products	dosage	* recommendations pad / brush / mop / cloth	recommendations machine / tool	comments
1	 dusting  damp mopping	<input type="checkbox"/>			Masslinn / Floorwit Synthetic fur	Balit Varifix/ Balit/	
1	 dry vacuum cleaning	<input type="checkbox"/>			V Dust roller nozzle	Monovac / Scuba	
2	 chewing gum removal	<input type="checkbox"/>	Karpfrost Karpotek	100%			if needed 
cleaning without maintenance							
3	 wet scrubbing and wet vacuuming	<input type="checkbox"/>	C Relino C Antiwax forte F Antiwax forte	20 - 50% 30 - 50% 10 - 30%	C  Pad blue/  Microsol fibre pad/	Monomatic I / Watertank Duovac /	heavily soiled   
3	 scrubber drying indirect method	<input type="checkbox"/>	C Relino C Antiwax forte F Antiwax forte	20 - 50% 30 - 50% 10 - 30%	C  Pad blue/  Microsol fibre pad/	Duomatic / Laser Mambo / Samba Sprinter / iMatic	   
3	 spray cleaning full spray	<input type="checkbox"/>	C Antiwax forte	30 - 50%	C  Pad blue/  Microsol fibre pad/	Monomatic I / Spray unit Monomatic LS /	after polishing  
4	rinsing   	<input type="checkbox"/>	pure water		 Pad blue/  Microsol fibre pad/	Monomatic I / Duovac / Duomatic / Laser	 

* basic treatment / structure: B: coated / C: waxed / D: oiled / E: sealed / F: untreated / G: maintenance care product / P: polishing / S: structured / V: heavily soiled

important:

change pad often

Use a coin or a key to do a scratch test, to check if all the protective coating has been removed.

When white abrasion occurs, carry out a full clean to remove all the protective coating

General instructions for cleaning and care

no.54  Cork linoleum (sealed)



protective treatment

object _____

date _____















address _____

customer _____

work process: select one work stage from each number

room classification _____

representative _____

cleaning method	* recommendations chemical products	dosage	* recommendations pad / brush / mop / cloth	recommendations machine / tool	comments
1  dusting  damp mopping			Masslinn 2000/Floorwit white Synthetic fur	Balit Varifix/ Balit/	
1  dry vacuum cleaning			Dust roller nozzle	Monovac / Scuba	
first protective treatment (with the same product as in maintenance cleaning)					
2  spray cleaning full spray	Waxspray	100%	 Pad red/ P  Pad yellow/	Monomatic DS / Spray unit	after polishing 
coating					
2  waxing	Polish	100%	Cover for Florfix Flat mop/	Florfix/ Drewell/ Buket plast 22l	1 - 3 thin layers  
3  dusting damp mopping			Masslinn 2000/Floorwit white Synthetic fur	Balit Varifix/ Balit/	if needed
buffing wax treatment (only if necessary)					
5  polishing, vacuum polishing			C  Pad yellow/	Monomatic HS / Suction ring Monon Monomatic DS /	after polishing 

* basic treatment / structure: B: coated / C: waxed / D: oiled / E: sealed / F: untreated / G: maintenance care product / P: polishing / S: structured / V: heavily soiled

important: before protective treatment: the floor must be perfectly stripped, thoroughly rinsed and completely dry!
When spray cleaning, you should change your pad often
Let dry protection treatment completely between the layers and before use
Process treatment of protection: see description of method
For initial cleaning with maintenance cleaner after protective treatment, see "initial cleaning".

General instructions for cleaning and care


no.54 Cork linoleum (sealed)



Information about the flooring



Wetrok AG cannot accept any liability for damages due to improper use.
For security information, see the safety data sheet at www.wetrok.ch.
Wear protection: gloves, safety goggles, work clothes
Follow the information and remarks on the label, product data sheet and material safety data sheet.
The product data sheet describes the product and gives information about its application, storage. See www.wetrok.ch
The recommended colours of pad and brushes consist to the actual wWetrok product range
Follow the special cleaning and care instructions of the floor manufacturer
The cleaning and care instructions are recommendations and suggestions and apply to floorings in object quality.



Strong alkalines can destroy or discolour cork linoleum coverings. Use a special basic linoleum cleaner!
Cork linoleum coverings are sensitive to abrasive pads and brushes.

Cork linoleum coverings are largely insensitive to acids, fats, oils and solvents.
Certain manufacturers give cork linoleum coverings a surface finish at the factory (first maintenance).



Cork linoleum is a 100% natural product consisting of linseed oil, wood and cork granulates, resins, colorants and limestone on a jute underlay.

Distinguishing feature: fire assay with a glowing hot needle in an inconspicuous place: needle penetrates, typical smell, crater can be removed with the fingers.



Remove loose dirt before every cleaning, damp mop smooth floors and vacuum structured floors.
Cleaning agents and surface treatments may alter the appearance and properties of a floor's surface.
Test on an inconspicuous spot to find which product is suitable for your requirements.
Test beforehand on an inconspicuous spot to see if the cleaning agent or surface treatment damages the floor.
Dirt-trapping zones, incl. dirt-trapping mats (Wetrok Gardamat) in the entrance, at least 7m long, greatly reduce the amount of dirt tracked into the building.

If you have any questions, please don't hesitate to contact us.
For training courses, contact the Wetrok Academy, tel. +41 (0)43 255 51 43 or academy@wetrok.ch.

Wetrok AG Steinackerstrasse 62, CH-8302 Kloten, Tel +41 (0)43 255 51 51, info@wetrok.ch, www.wetrok.ch, www.wetrok.com