



Product data sheet Calexan forte

V 04 / 16.06.2016





wetrok[®]

Wetrok Calexan forte

Basic sanitary cleaner



Recommended dosage (in cold water):

	Intermediate cleaning 0.1 l – 0.5 l/10 l
	Basic cleaning 0.5 l – 2 l/10 l
	Foaming by hand 2 l/10 l
	Removing cement residue 2 – 4 l/10 l

Benefits:

Efficiently removes limescale, whatever the water hardness level.
Not corrosive towards chrome-plated sanitary fittings.
Also suitable for removing cement residue.
Can be foamed by hand.

Application:

For descaling and cleaning washable and acid-resistant surfaces (sanitary porcelain, fittings, ceramic tiles, bathrooms, showers, washrooms and WCs, etc.).

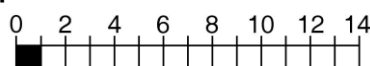
Please note:

Wetrok Calexan forte is not suitable for acid-sensitive surfaces (limestone, marble, clinker, aluminium, etc.).
Moisten non-acid-resistant grout material thoroughly with water before use. The exterior of the sanitary fitting must not be warm when cleaning.

Properties:

Highly acidic
Non-perfumed
High-lather
Dyed red
Non-corrosive to chrome plated sanitary fittings

pH value of concentrate:



Important ingredients:

Acid, surfactants, colouring, water

Storage/shelf life:

Store in original container in a cool, well-ventilated place. Protect from frost. Keep container closed when not in use. Do not store in metal containers that may rust.
Shelf life (unopened): 24 months.

Recommended application methods:

Wet wiping (by hand)

Moisten the cleaning cloth with cleaning solution and then wring it out. Wipe the surface down with the folded wet cloth. Leave the cleaning solution to take effect. Use another cloth to pick up the dirty water. Rinse the cleaned surface with clear, cold water and wipe dry as needed.

Descaling

Spray the fittings and surface with cleaning foam and leave to take effect. Rinse with water and use dry cloth to wipe.